

CUBICO SUSTAINABLE INVESTMENTS GP 2 LIMITED

Registered number 11105002

Annual report and financial statements

For the year ended 31 December 2021



Cubico Sustainable Investments GP 2 Limited

Contents

Directors' report	2
Statement of Directors' responsibilities in respect of the financial statements.....	4
Independent auditors' report to the members of Cubico Sustainable Investments GP 2 Limited.....	5
Income statement	8
Statement of financial position.....	9
Statement of changes in equity	10
Notes to the financial statements	11

Cubico Sustainable Investments GP 2 Limited

Directors' report

The Directors present their report and the audited financial statements of the Company for the year ended 31 December 2021.

General information

Cubico Sustainable Investments GP 2 Limited (the "Company") is a private company limited by shares and incorporated in England and Wales on 11 December 2017 and domiciled in the United Kingdom.

Principal activities

The primary activity of the Company is that of General Partner for Cubico Sustainable Investments Holdings 2, LP, responsible for the management, operation and administration of the affairs of the partnership (refer to note 7). The Directors do not anticipate any changes to the business activities in the forthcoming year.

Registered office and principal place of business

The address of the Company's registered office and principal place of business is 70 St Mary Axe, London, United Kingdom, EC3A 8BE.

Independent Auditors

PricewaterhouseCoopers LLP
40 Clarendon Road,
Watford,
Hertfordshire,
WD17 1JJ

Future developments

The Directors do not anticipate any significant change in the Company's activities as a result of future developments.

Results and dividends

The Company reported a profit of \$5,000 for the financial year ending 31 December 2021 (2020: \$10,000).

The Company did not pay an interim dividend, nor do the Directors recommend payment of a final dividend for 2021 (2020: \$nil).

Directors and Directors' interests

The Directors of the Company who were in office during the year and up to the date of signing the financial statements were:

Name	Status	Date of Appointment	Date of Resignation
Matthew Donaldson	Active	23 Jul 2021	
David Swindin	Active		
Stephen Riley	Resigned		17 March 2022
Alberto Ramos	Resigned		23 Jul 2021

None of the Directors who held office during the financial year had any disclosable interests in the shares of the Company.

Cubico Sustainable Investments GP 2 Limited

Directors' report (continued)

Directors' third-party and pension scheme indemnity provisions

The Directors of the Company are indemnified under a qualifying third-party indemnity provision. Directors and Officers Liability Insurance policy indemnifies Directors for losses or advancement of defence costs as a result of a legal action brought for alleged wrongful acts in their capacity as directors and officers. The policy was in force throughout the financial year and to the date of this report.

Post balance sheet events

Refer to note 12: Events occurring after the reporting period.

Principal risks and uncertainties

Financial risk management

Information on the management of financial risk are disclosed in Note 10 to the financial statements.

Covid-19 (Coronavirus) outbreak

Refer to note 2(c): Going concern.

Statement of going concern

The business activities are set out above. The financial position of the Company are set out in the financial statements.

The Company currently meets its working capital requirements through intercompany funding. The continuation of the Company's activities is dependent upon the continuing support of its parent undertakings.

After making enquiries, the Directors have a reasonable expectation that the Company has adequate resources to continue in operational existence for the foreseeable future. The Company therefore continue to adopt the going concern basis in preparing their financial statements.

Disclosure of information to the auditors

In the case of each director in office at the date the directors' report is approved:

- so far as the director is aware, there is no relevant audit information of which the company's auditors are unaware; and
- they have taken all the steps that they ought to have taken as a director in order to make themselves aware of any relevant audit information and to establish that the company's auditors are aware of that information.

Small company provisions

This report has been prepared in accordance with the special provisions relating to small companies within Part 15 of the Companies Act 2006. The Company has also taken advantage of the small companies exemption from preparing a Strategic Report and Statement of Cash Flows.

Approved by the Board on 31 March 2022 and signed on its behalf on by:



Matthew Donaldson
Director

Cubico Sustainable Investments GP 2 Limited

Statement of Directors' responsibilities in respect of the financial statements

The directors are responsible for preparing the Annual Report and financial statements and the financial statements in accordance with applicable law and regulation.

Company law requires the directors to prepare financial statements for each financial year. Under that law the directors have prepared the financial statements in accordance with United Kingdom Generally Accepted Accounting Practice (United Kingdom Accounting Standards, comprising FRS 102 "The Financial Reporting Standard applicable in the UK and Republic of Ireland", and applicable law).

Under company law, directors must not approve the financial statements unless they are satisfied that they give a true and fair view of the state of affairs of the company and of the profit or loss of the company for that period. In preparing the financial statements, the directors are required to:

- select suitable accounting policies and then apply them consistently;
- state whether applicable United Kingdom Accounting Standards, comprising FRS 102 have been followed, subject to any material departures disclosed and explained in the financial statements;
- make judgements and accounting estimates that are reasonable and prudent; and
- prepare the financial statements on the going concern basis unless it is inappropriate to presume that the company will continue in business.

The directors are responsible for safeguarding the assets of the company and hence for taking reasonable steps for the prevention and detection of fraud and other irregularities.

The directors are also responsible for keeping adequate accounting records that are sufficient to show and explain the company's transactions and disclose with reasonable accuracy at any time the financial position of the company and enable them to ensure that the financial statements comply with the Companies Act 2006.

Approved by the Board on 31 March 2022 and signed on its behalf on by:



Matthew Donaldson
Director

Independent auditors' report to the members of Cubico Sustainable Investments GP 2 Limited

Report on the audit of the financial statements

Opinion

In our opinion, Cubico Sustainable Investments GP 2 Limited's financial statements:

- give a true and fair view of the state of the company's affairs as at 31 December 2021 and of its profit for the year then ended;
- have been properly prepared in accordance with United Kingdom Generally Accepted Accounting Practice (United Kingdom Accounting Standards, comprising FRS 102 "The Financial Reporting Standard applicable in the UK and Republic of Ireland", and applicable law); and
- have been prepared in accordance with the requirements of the Companies Act 2006.

We have audited the financial statements, included within the Annual report and financial statements (the "Annual Report"), which comprise: Statement of financial position as at 31 December 2021; Income statement and Statement of changes in equity for the year then ended; and the notes to the financial statements, which include a description of the significant accounting policies.

Basis for opinion

We conducted our audit in accordance with International Standards on Auditing (UK) ("ISAs (UK)") and applicable law. Our responsibilities under ISAs (UK) are further described in the Auditors' responsibilities for the audit of the financial statements section of our report. We believe that the audit evidence we have obtained is sufficient and appropriate to provide a basis for our opinion.

Independence

We remained independent of the company in accordance with the ethical requirements that are relevant to our audit of the financial statements in the UK, which includes the FRC's Ethical Standard, and we have fulfilled our other ethical responsibilities in accordance with these requirements.

Conclusions relating to going concern

Based on the work we have performed, we have not identified any material uncertainties relating to events or conditions that, individually or collectively, may cast significant doubt on the company's ability to continue as a going concern for a period of at least twelve months from when the financial statements are authorised for issue.

In auditing the financial statements, we have concluded that the directors' use of the going concern basis of accounting in the preparation of the financial statements is appropriate.

However, because not all future events or conditions can be predicted, this conclusion is not a guarantee as to the company's ability to continue as a going concern.

Our responsibilities and the responsibilities of the directors with respect to going concern are described in the relevant sections of this report.

Reporting on other information

The other information comprises all of the information in the Annual Report other than the financial statements and our auditors' report thereon. The directors are responsible for the other information. Our opinion on the financial statements does not cover the other information and, accordingly, we do not express an audit opinion on, except to the extent otherwise explicitly stated in this report, any form of assurance thereon.

In connection with our audit of the financial statements, our responsibility is to read the other information and, in doing so, consider whether the other information is materially inconsistent with the financial statements or our knowledge obtained in the audit, or otherwise appears to be materially misstated. If we identify an apparent material inconsistency or material misstatement, we are required to perform procedures to conclude whether there is a material misstatement of the financial statements or a material misstatement of the other information. If, based on the work we have performed, we conclude that there is a material misstatement of this other information, we are required to report that fact. We have nothing to report based on these responsibilities.

With respect to the Directors' Report, we also considered whether the disclosures required by the UK Companies Act 2006 have been included.

Based on our work undertaken in the course of the audit, the Companies Act 2006 requires us also to report certain opinions and matters as described below.

Directors' Report

In our opinion, based on the work undertaken in the course of the audit, the information given in the Directors' Report for the year ended 31 December 2021 is consistent with the financial statements and has been prepared in accordance with applicable legal requirements.

In light of the knowledge and understanding of the company and its environment obtained in the course of the audit, we did not identify any material misstatements in the Directors' Report.

Responsibilities for the financial statements and the audit

Responsibilities of the directors for the financial statements

As explained more fully in the Statement of Directors' responsibilities in respect of the financial statements, the directors are responsible for the preparation of the financial statements in accordance with the applicable framework and for being satisfied that they give a true and fair view. The directors are also responsible for such internal control as they determine is necessary to enable the preparation of financial statements that are free from material misstatement, whether due to fraud or error.

In preparing the financial statements, the directors are responsible for assessing the company's ability to continue as a going concern, disclosing, as applicable, matters related to going concern and using the going concern basis of accounting unless the directors either intend to liquidate the company or to cease operations, or have no realistic alternative but to do so.

Auditors' responsibilities for the audit of the financial statements

Our objectives are to obtain reasonable assurance about whether the financial statements as a whole are free from material misstatement, whether due to fraud or error, and to issue an auditors' report that includes our opinion. Reasonable assurance is a high level of assurance, but is not a guarantee that an audit conducted in accordance with ISAs (UK) will always detect a material misstatement when it exists. Misstatements can arise from fraud or error and are considered material if, individually or in the aggregate, they could reasonably be expected to influence the economic decisions of users taken on the basis of these financial statements.

Irregularities, including fraud, are instances of non-compliance with laws and regulations. We design procedures in line with our responsibilities, outlined above, to detect material misstatements in respect of irregularities, including fraud. The extent to which our procedures are capable of detecting irregularities, including fraud, is detailed below.

Based on our understanding of the company and industry, we identified that the principal risks of non-compliance with laws and regulations related to environmental regulations, and we considered the extent to which non-compliance might have a material effect on the financial statements. We also considered those laws and regulations that have a direct impact on the financial statements such as the Companies Act 2006 as applied to qualifying partnerships by the Partnerships (Accounts) Regulations 2008 and UK tax legislation. We evaluated management's incentives and opportunities for fraudulent manipulation of the financial statements (including the risk of override of controls), and determined that the principal risks were related to posting inappropriate journal entries to achieve desired financial results. Audit procedures performed by the engagement team included:

- Challenging the assumptions and judgments made by management in their significant accounting estimates.
- Discussions with Management and Directors, including consideration of known or suspected instances of non-compliance with laws and regulations and fraud.

- Inquiring of the in-house legal counsel and the tax personnel for compliance with the laws and regulations including UK tax legislation.
- Reviewing the minutes of meetings of those charged with governance.
- Evaluation of management's controls designed to prevent and detect irregularities by performing walkthroughs over controls to understand the controls. However, we have not relied on controls as substantive procedures are determined to be more effective for this audit.
- Identifying and testing journal entries, in particular any journal entries posted with unusual account combinations.
- Perform unpredictable procedures to address the risk of fraud.

There are inherent limitations in the audit procedures described above. We are less likely to become aware of instances of non-compliance with laws and regulations that are not closely related to events and transactions reflected in the financial statements. Also, the risk of not detecting a material misstatement due to fraud is higher than the risk of not detecting one resulting from error, as fraud may involve deliberate concealment by, for example, forgery or intentional misrepresentations, or through collusion.

A further description of our responsibilities for the audit of the financial statements is located on the FRC's website at: www.frc.org.uk/auditorsresponsibilities. This description forms part of our auditors' report.

Use of this report

This report, including the opinions, has been prepared for and only for the company's members as a body in accordance with Chapter 3 of Part 16 of the Companies Act 2006 and for no other purpose. We do not, in giving these opinions, accept or assume responsibility for any other purpose or to any other person to whom this report is shown or into whose hands it may come save where expressly agreed by our prior consent in writing.

Other required reporting

Companies Act 2006 exception reporting

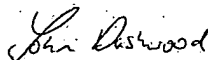
Under the Companies Act 2006 we are required to report to you if, in our opinion:

- we have not obtained all the information and explanations we require for our audit; or
- adequate accounting records have not been kept by the company, or returns adequate for our audit have not been received from branches not visited by us; or
- certain disclosures of directors' remuneration specified by law are not made; or
- the financial statements are not in agreement with the accounting records and returns.

We have no exceptions to report arising from this responsibility.

Entitlement to exemptions

Under the Companies Act 2006 we are required to report to you if, in our opinion, the directors were not entitled to take advantage of the small companies exemption from preparing a strategic report. We have no exceptions to report arising from this responsibility.



John Dashwood (Senior Statutory Auditor)
for and on behalf of PricewaterhouseCoopers LLP
Chartered Accountants and Statutory Auditors
Watford
1 April 2022

Cubico Sustainable Investments GP 2 Limited

Income statement

For the year ended 31 December 2021

		Year ended 31 Dec 2021 \$'000	Year ended 31 Dec 2020 \$'000
Continuing operations	Note		
Share of limited partnership profit		7	10
Operating profit		7	10
Profit before taxation		7	10
Tax on profit	6	(2)	-
Profit for the financial year		5	10

The Company has no recognised gains or losses other than the profit for the financial year.

The above income statement should be read in conjunction with the accompanying notes.

Cubico Sustainable Investments GP 2 Limited

Statement of financial position

As at 31 December 2021

	Note	31 Dec 2021 \$'000	31 Dec 2020 \$'000
ASSETS			
Fixed assets			
Investment in limited partnership	7	8	1
Total fixed assets		8	1
LIABILITIES			
Creditors: amounts falling due within one year	8	(2)	-
Net current liabilities		(2)	-
Total assets less current liabilities		6	1
EQUITY			
Called-up share capital	9	-	-
Share premium account	9	-	-
Retained earnings		6	1
Total equity		6	1

The above statement of financial position should be read in conjunction with the accompanying notes.

The financial statements of Cubico Sustainable Investments GP 2 Limited (registered number 11105002) on pages 8 to 18 were approved by the Board of Directors on 31 March 2022 and signed on its behalf by:



Matthew Donaldson
Director

Cubico Sustainable Investments GP 2 Limited

Statement of changes in equity

For the year ended to 31 December 2021

	Called-up share capital \$'000	Share premium \$'000	(Accumulated losses)/ retained earnings \$'000	Total equity \$'000
As at 1 January 2020	-	-	(9)	(9)
Profit for the financial year	-	-	10	10
Total comprehensive income for the year	-	-	10	10
As at 31 December 2020	-	-	1	1
Profit for the financial year	-	-	5	5
Total comprehensive income for the year	-	-	5	5
As at 31 December 2021	-	-	6	6

The above statement of changes in equity should be read in conjunction with the accompanying notes.

Cubico Sustainable Investments GP 2 Limited

Notes to the financial statements

1. Corporate information

Cubico Sustainable Investments GP 2 Limited (the "Company") is a limited liability company incorporated in England and Wales and domiciled in the United Kingdom. The address of its registered office is 70 St Mary Axe, London, United Kingdom, EC3A 8BE.

2. Basis of preparation

(a) Basis of preparation and statement of compliance

The financial statements have been prepared under the historical cost convention unless specified within these accounting policies and in accordance with Financial Reporting Standard 102 ('FRS 102'), the Financial Reporting Standard Applicable in the UK and Republic of Ireland and the companies Act 2006.

The financial statements are prepared in US Dollars, which is the functional currency of the entity and rounded to nearest thousand unless stated otherwise.

(b) Exemptions applied

The following exemptions from the requirements of FRS 102 have been applied in the preparation of these financial statements:

- from requirement to prepare a statement of cash flows as required by paragraph 3.17 (d) of FRS 102;
- from the requirement to present certain financial instrument disclosures, as required by sections 11 and 12 of FRS 12; and
- from the requirement to present a reconciliation of the number of shares outstanding at the beginning and end of period as required by paragraph 4.12(a) (iv) of FRS 102.

(c) Going concern

The financial statements have been prepared on a going concern basis.

The Company currently meets its day to day working capital requirements through intercompany funding. The continuation of the Company's activities is dependent upon the continuing support of its parent undertakings. The Directors have concluded, after making enquiries that they have a reasonable expectation that the Company has access to adequate resources, and the support from its parent undertakings, to enable it to continue in operational existence for the foreseeable future. For these reasons, they continue to adopt the going concern basis in preparing the annual report and financial statements.

COVID-19 (Coronavirus)

The COVID-19 pandemic that dominated 2020 continued through 2021 and persists into 2022. Whilst COVID-19 has disrupted life for individuals, businesses and society, given the nature of Cubico's assets, we were able to continue generating electricity and have to date not seen a material impact to operations.

Cubico's crisis management teams and business continuity plans responded swiftly and effectively to the outbreak of COVID-19, taking all possible steps to protect and support our team, contractors and all affected stakeholders. We continue to monitor the risks to our business.

Liquidity

The liquidity forecast for the Cubico Group is robust, with high levels of contracted revenues and high credit off-takers (mostly government backed and investment grade) with strong finances and credit ratings.

Suppliers

No major issues have been identified with Cubico's suppliers. Since the outbreak, Cubico has focussed on supply chain management and spares at operational sites. To date, no material issues have been identified but delivery dates for some major components in certain geographies have been extended as a result of the outbreak.

Cubico Sustainable Investments GP 2 Limited

Notes to the financial statements (continued)

2. Basis of preparation

(c) Going concern (continued)

COVID-19 (Coronavirus) outbreak (continued)

Construction, Operations & Maintenance and Asset Management

Construction has continued without major delay on our projects. We continue to monitor Government advice for the construction industry.

Cubico continues to operate and maintain its assets safely and to a high standard. The key factors remain the availability of people and/or restrictions on movements. To date there is no material impact, but the risk of loss of availability persists until all restrictions are lifted.

Despite the COVID-19 pandemic, Management have a reasonable expectation that the Group has adequate resources such that the Group's activities are sustainable for the foreseeable future and that it is appropriate to adopt a going concern basis of accounting in preparing the annual financial statements.

3. Significant accounting policies

The principal accounting policies applied in the preparation of these financial statements are set out below. These accounting policies have been applied consistently throughout the year, other than where new policies have been adopted.

(a) Investment in Limited partnership

Investments in limited partnerships are initially measured at cost. Following initial recognition, investments are carried at cost less any accumulated impairment losses.

The company assesses investments for impairment whenever events or changes in circumstances indicate that the carrying value of an investment may not be recoverable. If any such indication of impairment exists, the company makes an estimate of its recoverable amount. Where the carrying amount of an investment exceeds its recoverable amount, the investment is considered impaired and is written down to its recoverable amount.

(b) Income tax expense

The income tax expense or credit for the year comprises current and deferred tax. Tax is recognised in the income statement.

The current income tax charge is calculated on the basis of the tax laws enacted or substantively enacted at the balance sheet date. Management periodically evaluates positions taken in tax returns with respect to situations in which applicable tax regulation is subject to interpretation. It establishes provisions where appropriate on the basis of amounts expected to be paid to the tax authorities.

Deferred income tax is recognised on temporary differences arising between the tax bases of assets and liabilities and their carrying amounts in the financial statements. Deferred income tax is determined using tax rates (and laws) that have been enacted or substantively enacted by the balance sheet date and are expected to apply when the related deferred income tax asset is realised or the deferred income tax liability is settled.

Deferred income tax assets are recognised only to the extent that it is probable that future taxable profit will be available against which the temporary differences can be utilised.

Deferred income tax liabilities are provided on taxable temporary differences arising from investments in subsidiaries, associates and joint ventures, except for deferred income tax liability where the timing of the reversal of the temporary difference is controlled by the Company and it is probable that the temporary difference will not reverse in the foreseeable future. Only where there is an agreement in place that gives the Company the ability to control the reversal of the temporary difference not recognised.

Cubico Sustainable Investments GP 2 Limited

Notes to the financial statements (continued)

3. Significant accounting policies (continued)

(b) Income tax expense (continued)

Deferred income tax assets are recognised on deductible temporary differences arising from investments in subsidiaries, associates and joint ventures only to the extent that it is probable the temporary difference will reverse in the future and there is sufficient taxable profit available against which the temporary difference can be utilised.

Deferred income tax assets and liabilities are offset when there is a legally enforceable right to offset current tax assets against current tax liabilities and when the deferred income taxes assets and liabilities relate to income taxes levied by the same taxation authority on either the same taxable entity or different taxable entities where there is an intention to settle the balances on a net basis.

(c) Share of Limited partnership profits and losses

The profits and losses of Limited partnerships in which the Company holds a beneficial interest are allocated pro rata between the partners in proportion to their respective percentage interests. The General Partner shall determine the amounts available to be allocated to the partners and the date or dates on which those amounts shall be allocated to the partners.

(d) Equity instruments

Equity instruments issued by the Company are recorded at the proceeds received, net of direct issue costs.

(e) Foreign currency translation

Functional and presentation currency

Items included in the financial statements of the Company are measured using the currency of the primary economic environment in which the Company operates ("the functional currency"). The financial statements are presented in "US Dollars" (\$), which is also the Company's functional currency.

(f) Financial Instruments

The Company has chosen to adopt both the recognition and measurement provisions and disclosure requirements of Sections 11 and 12 of FRS 102 in respect of financial instruments.

(i) Amounts owed to Group undertaking

Amounts owed to Group undertaking are carried at amortised cost. They represent unsecured liabilities in respect of the Company's share of limited partnership losses

(g) Significant judgements and estimates

The preparation of the financial statements requires management to make judgements, estimates and assumptions that affect the application of policies and reported amounts of assets and liabilities, income and expenses. The estimates and associated assumptions are based on historical experience and various other factors that are believed to be reasonable under the circumstances. Actual results may differ from these estimates. The estimates and underlying assumptions are reviewed on an ongoing basis.

The critical estimate and assumptions applied in the preparation of the financial statements include the impairment of investments. Where there are indicators for impairment, the Company performs an impairment test. Recoverable amounts for investments are based on the higher of value in use and fair values less costs of disposal. Value in use is calculated from cash flow projections for generally five years using data from the Company's latest internal forecasts. When applicable these calculations require the use of estimates.

Cubico Sustainable Investments GP 2 Limited

Notes to the financial statements (continued)

4. Independent auditors' remuneration

Independent auditors' remuneration has been paid by Cubico Sustainable Investments Limited on behalf of all Group companies.

	Year ended 31 Dec 2021 \$'000	Year ended 31 Dec 2020 \$'000
Fees payable to the Company's auditors for the audit of the Company's financial statements	4	4
Total independent auditors' remuneration	4	4

5. Employees

The Company had no employees in the current financial year (2020: nil).

No Directors were remunerated for their services to the Company (2020: none).

6. Tax on profit

(a) Income tax expense

	Year ended 31 Dec 2021 \$'000	Year ended 31 Dec 2020 \$'000
<i>Current tax charge</i>		
- UK Corporation tax on profits for the year	1	-
- Adjustment in respect of prior year	1	-
Total current tax charge	2	-
Deferred tax charge for the year	-	-
Total tax charge in the income statement	2	-

(b) Reconciliation of the total tax charge

Tax assessed for the year is higher (2020: lower) than the standard rate of corporation tax in the UK for the year ended 31 December 2021 of 19% (2020: 19%). The differences are explained below:

	Year ended 31 Dec 2021 \$'000	Year ended 31 Dec 2020 \$'000
Profit before taxation	7	10
Profit before taxation multiplied by the UK standard rate of corporation tax of 19% (2020: 19%)	1	2
Tax effects of:		
- Profit not taxable	-	(2)
- Adjustment in respect of prior year	1	-
Total tax charge in the income statement	2	-

In the Spring Budget 2021, the UK Government announced that from 1 April 2023 the corporation tax rate would increase to 25% (rather than remaining at 19%, as previously enacted). This new law was substantively enacted on 24 May 2021.

Cubico Sustainable Investments GP 2 Limited

Notes to the financial statements (continued)

7. Investment in limited partnership

The following table shows the movement in the investment in limited partnership during the year:

	2021 \$'000	2020 \$'000
Balance at 1 January	1	-
Share of Cubico Sustainable Investments Holdings 2, LP profits	7	1
Balance at 31 December	8	1

The Company has an investment of \$2.00 (2020: \$2.00) in Cubico Sustainable Investments Holdings 2, LP.

Limited partnership

The Company's interest in a limited partnership is set out below:

	Address of the registered office	Principal Activity	Class of Shares	Partnership interest 31 Dec 2021	Partnership interest 31 Dec 2020
Cubico Sustainable Investments Holdings 2, LP	Floor 15 110 Bishopsgate London, United Kingdom	Holding Company	n/a – partnership capital	0.005%	0.005%

8. Creditors: amounts falling due within one year

	2021 \$'000	2020 \$'000
Corporation tax	2	-
Balance at 31 December	2	-

Due to the short-term nature of the current payables, their carrying value is assumed to approximate their fair value.

9. Called-up share capital and share premium account

	31 Dec 2021		
	Number of Shares	Par Value \$'000	Share Premium \$'000
Ordinary shares			
Fully paid A class shares with a share value of \$0.00001 each	100,000	-	-
Fully paid B class shares with a share value of \$0.01 each	100	-	-
Total share capital and share premium	100,100	-	-
	31 Dec 2020		
	Number of Shares	Par Value \$'000	Share Premium \$'000
Ordinary shares			
Fully paid A class shares with a share value of \$0.00001 each	100,000	-	-
Fully paid B class shares with a share value of \$0.01 each	100	-	-
Total share capital and share premium	100,100	-	-

Cubico Sustainable Investments GP 2 Limited

Notes to the financial statements (continued)

9. Called-up share capital and share premium account (continued)

Ordinary shares

A class ordinary shares carry full economic rights, along with voting rights in all matters except the appointment of directors. B class ordinary shares carry nominal economic rights, and provide no voting rights other than in relation to the appointment of directors.

At 31 December 2021:

-100% (2020: 100%) of the A class ordinary shares were held by Cubico Sustainable Investments GP 1 Limited

- 60% (2020: 60%) of the B class ordinary shares were held by Cubico Sustainable Investments GP 1 Limited and 40% (2020: 40%) by 35Moront Corp.

10. Risk management

(a) Capital management

Capital consists of equity attributable to the equity holders of the Company. The Company met its primary capital management objective of ensuring that it has sufficient funds to invest in the Company's limited partnership and safeguard the Company's ability to continue as a going concern.

The Company is not subject to any externally imposed capital requirements.

To maintain or adjust the capital structure, the Company may issue new shares for cash or other such restructuring activities as appropriate.

No significant changes were made in the objectives, policies or processes during the year ended 31 December 2021.

(b) Financial risk management

The Company's principal financial assets and liabilities comprise amounts owed by group undertakings (note 7) and creditors: amounts falling due within one year (note 8) which arise directly from its operations.

The main purpose of these financial instruments is to manage short-term cash flow and provide finance for the Company's operations.

Details of significant accounting policies and methods adopted in respect of each class of financial asset, financial liability and equity instrument are disclosed in note 3 to these financial statements.

(c) Credit risk

Credit risk refers to the risk that a third party will default on its contractual obligations resulting in financial loss to the Company. The Company's maximum exposure to credit risk of third parties is the aggregate of the carrying value of its investment in limited partnership.

The Company seeks to minimise credit risk by trading only with creditworthy third parties, regularly monitoring receivable balances to minimise the possibility of bad debts and selecting financial institutions with reference to published credit ratings.

	Internally rated	
	No default customers \$'000	Total \$'000
As at 31 December 2021		
<i>Non-current financial assets</i>		
Amounts owed by Group undertakings (note 7)	8	8
Net exposure	8	8

Cubico Sustainable Investments GP 2 Limited

Notes to the financial statements (continued)

10. Risk management (continued)

(a) Credit risk (continued)

	Internally rated	
	No default customers \$'000	Total \$'000
As at 31 December 2020		
<i>Non-current financial assets</i>		
Amounts owed by Group undertakings (note 7)	1	1
Net exposure	1	1

(d) Liquidity risk

The Company has a liquidity risk arising from the ability to fund its liabilities and commitments.

This risk is managed by ensuring that the Company has sufficient funds to meet those commitments by monitoring the expected total cash inflows and outflows on a continuous basis.

The table below analysis the Company's non-derivative financial liabilities into relevant maturity groupings based on the remaining period at the balance sheet date to the contractual maturity date:

	Due within one (1) year \$'000	Due later than one (1) year but within five (5) years \$'000	Due later than five (5) years \$'000	Total \$'000
As at 31 December 2021				
<i>Non-derivative financial liabilities</i>				
Creditors: amounts falling due within one year (note 8)	2	-	-	2
Total	2	-	-	2

11. Contingent liabilities and contingent assets

The Company had no contingent liabilities or assets at 31 December 2021 (2020: nil).

12. Events occurring after the reporting period

There were no events subsequent to year end.

13. Controlling parties

The immediate parent undertaking is Cubico Sustainable Investments GP 1 Limited. The ultimate parent undertaking is Cubico Sustainable Investments GP 1 Limited.

Cubico Sustainable Investments GP 2 Limited

Notes to the financial statements (continued)

14. Related party transactions

(a) Limited partnership

Interest in a limited partnership is set out in note 7.

(b) Outstanding balances arising on transactions with other related parties

	31 Dec 2021	
	Current \$'000	Non-current \$'000
Amounts owed by Group undertakings (note 7)	-	8
	-	8
	31 Dec 2020	
	Current \$'000	Non-current \$'000
Amounts owed by Group undertakings (note 7)	-	1
	-	1

Amounts owed to related parties arise from shareholder loans due under normal terms and conditions.

CUBICO SUSTAINABLE INVESTMENTS HOLDINGS 2, LP

Registered number LP019001

Annual report and financial statements

For the year ended 31 December 2021

Cubico Sustainable Investments Holdings 2, LP

Contents

Strategic Report	2
General Partner's report	21
Statement of General Partner's responsibilities in respect of the financial statements	23
Independent auditors' report to the members of Cubico Sustainable Investments Holdings 2, LP	24
Income statement	27
Statement of financial position	28
Statement of changes in net (liabilities)/assets attributable to the partners	29
Statement of cash flows	30
Notes to the financial statements	31
Appendix 1	40

Cubico Sustainable Investments Holdings 2, LP

Strategic Report

The General Partner presents its Strategic Report on the Limited Partnership for the year ended 31 December 2021.

References in this report to the "Company" or "Cubico" mean Cubico Sustainable Investments GP 1 Limited, and together with the holding companies and investments, the "Group".

1. Overview

Cubico is a leading global investor in renewable energy projects, leveraging our strong local presence with a unique combination of in-house business development, operations, financial, commercial and technical expertise. The balanced and diversified portfolio aims to provide shareholders with attractive long-term returns whilst seeking to preserve the capital value of its investment portfolio through the reinvestment of surplus cash flows and active portfolio management. Cubico is committed to a long-term growth strategy designed to make it one of the largest and best in class renewable energy companies in the world. With a presence in 12 countries (UK, Spain, Portugal, Italy, Greece, France, Australia, Brazil, Mexico, Uruguay, Colombia and the USA), the portfolio includes onshore wind, photovoltaic solar ("PV"), concentrated solar power ("CSP") and transmission line technologies covering the whole energy chain from development and/or construction to operation, with an operational capacity of 3.0 gigawatts (GW) plus 1.5 GW under construction and development at 31 December 2021.

Cubico continues to review a broad pipeline of renewable energy investment projects with a view to further investment and diversification. Cubico utilises its highly experienced management team, flexible investment mandate and strong origination capability to focus on optimising the performance of its existing assets as well as identifying new assets that will generate stable cash flows and superior returns.

Headquartered in London, with regional offices in Bogotá (Colombia), Fortaleza and São Paulo (Brazil), Mexico City (Mexico), Montevideo (Uruguay), Stamford (USA), Madrid (Spain), Milan (Italy), Bordeaux (France), Sydney and Melbourne (Australia) and Athens (Greece), this strong local presence allows us to take an important management role in each of our projects and bring resources, contracts, ideas and best practices to each investment.

Cubico is committed to playing a significant role in the world's transition towards clean energy while respecting the environment and social development of the communities in which we operate. We are passionate about shaping the future of energy with a long-term investment philosophy that generates stable returns for our shareholders.

2. Portfolio Update

Cubico continued to execute its strategy for growth during 2021, selectively adding projects to its portfolio with attractive risk adjusted returns and which complement the portfolio's geographical and technological diversification. At 31 December 2021, Cubico owned over 150 assets with an aggregate capacity of 4.5 GW (2020: 4.0 GW).

New investments during 2021 included:

- a portfolio of 47 operational assets with a total installed capacity of 274 MW, comprising 167 MW PV and 100 MW CSP in Spain and 7 MW PV in Italy;
- operational onshore wind asset in the USA, with a total installed capacity of 46.5 MW; and
- 2 operational onshore wind assets in Greece, with a total installed capacity of 48.5 MW.

By investing across a range of target geographies, the Group's exposure to any one regulatory regime, power price characteristics and weather system risk is reduced.

In addition to new acquisitions, Cubico also disposed of assets as part of its capital rotation strategy to create value once assets have been optimised. Divestments during 2021 included:

- operational onshore wind asset in Ireland, with a total installed capacity of 89.6 MW; and
- 2 operational onshore wind assets in Brazil, with a total installed capacity of 158.5 MW.

These transactions further strengthen the Group's classification as an investment portfolio (refer to note 4(i)).

Cubico Sustainable Investments Holdings 2, LP

Strategic report (continued)

3. Market Overview

Global renewable energy capacity additions in 2021 continued to reflect unprecedented momentum for the energy transition, exceeding the remarkable expansion levels seen in 2020. The growth of renewable capacity is forecast to accelerate in the next five years, accounting for almost 95% of the increase in global power capacity through 2026, as stronger policy support and ambitious climate targets announced for COP26 outweigh the current record commodity prices that have increased the costs of building new wind and solar PV installations. Globally, renewable electricity capacity is forecast to increase by over 60% between 2020 and 2026, reaching more than 4,800 GW.¹

Cubico is focused on solar and wind renewable technologies, which continue to show remarkable growth and dominate renewable capacity expansion. Solar PV alone accounted for more than half of all renewable power expansion in 2021, followed by wind and hydropower. Together, they now make up more than 50 per cent of total installed renewables capacity.²

4. Our Strategy

Cubico seeks to invest in renewable technologies (mainly onshore wind, solar and transmission line technologies) that produce environmentally friendly energy, principally in our main target regions of Europe, Australia and the Americas. Cubico takes a long-term approach to investing, focussing on delivering maximum and sustainable returns at appropriate risk to create real shareholder value.

Focus on global opportunities	Portfolio diversification through global opportunities in a variety of jurisdictions
Focus on generating stable fully contracted cash flows	Focus on long-term assets in selected sectors with proven technologies and low operating risks, generating stable and contracted cash flows
Successful delivery of non-operational Existing Assets	Delivered projects and finish developing existing non-operational portfolio
Optimise performance of the existing portfolio	Careful asset management to ensure portfolio operates at the optimum level, enabling project managers to deliver maximum returns
Protect and increase the return	Prudent financial practices, operating within a tight-knit team, ensuring a shrewd investment culture

5. Our Distinctive Capabilities

Globally integrated footprint: Cubico is an international company headquartered in London, with offices strategically located in key international markets including Italy, Spain, Greece, France, Australia, Brazil, Mexico, USA, Uruguay and Colombia. On-the-ground presence in the key markets ensures Cubico has an excellent local market knowledge and is used to dealing with localised regulation.

Long-term investment strategy: Cubico has a long-term investment approach, significant capital to deploy and a strategic focus. This drives Cubico's ability to create value and deliver stable returns.

Committed shareholders: Unrivalled access to capital with the backing of two highly regarded pension funds in infrastructure investment, Ontario Teachers' Pension Plan Board (hereinafter referred to as 'OTPP') and Public Sector Pension Investment Board (hereinafter referred to as 'PSP'). It's a unique partnership, which gives Cubico the ability to think long term and the strength to invest for future generations.

Experienced team: Experienced taker of construction risk globally, with an outstanding track record of creating value through identifying market needs, developing relationships, assessing risks, negotiating transactions and crystallizing value. Multi-cultural teams bring strong relationships with local developers and stakeholders, global manufacturers, lenders and advisors, allowing us to quickly identify opportunities.

¹ IEA (2021) Renewables 2021: Analysis and forecasts to 2026. All rights reserved

² Source: IRENA (2021), Renewable capacity statistics 2021 International Renewable Energy Agency (IRENA), Abu Dhabi

Cubico Sustainable Investments Holdings 2, LP

Strategic report (continued)

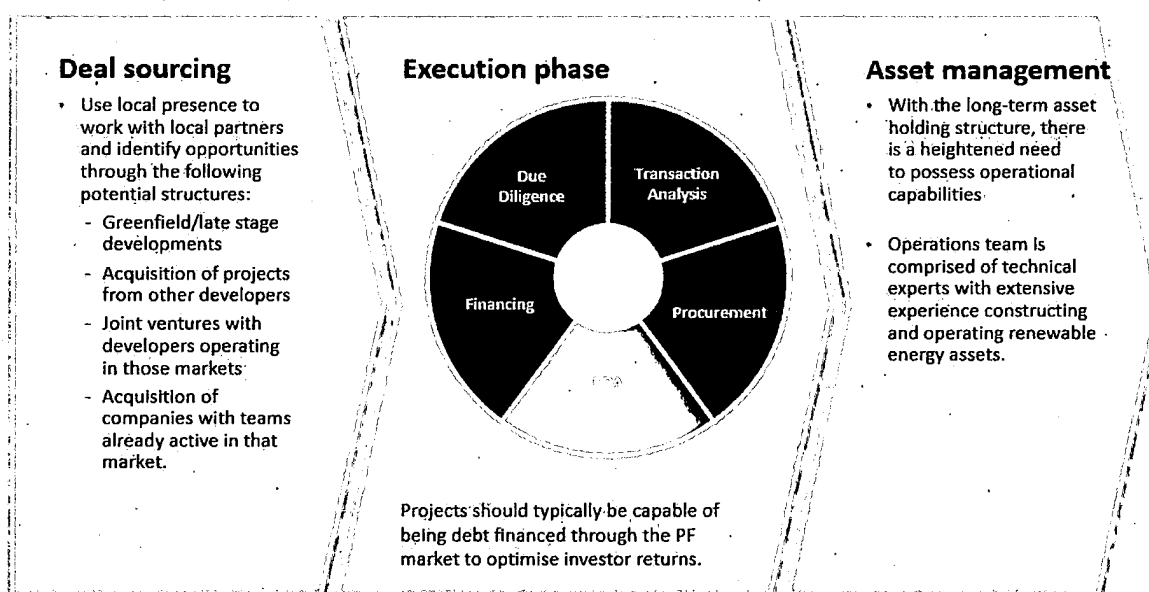
5. Our Distinctive Capabilities (continued)

Positive industry dynamics: The power industry is undergoing a transformation to commit to sustainable clean energy. The outlook to secure contracted assets is positive as national governments continue to show support for renewables.

6. Cubico Group Structure

Through the group structure, the Company owns a portfolio of renewable energy infrastructure investments and is seeking to protect and enhance the income from, and value of, the existing portfolio through active management and sourcing of new investments.

7. Investment Approach



Cubico's approach to acquisition will continue to focus on specific opportunities that align with our strategic focus on technologies and markets, and which meet the Company's targets. Cubico will continue to focus on onshore wind, solar (PV and CSP) and transmission line technologies in Europe, Australia and the Americas which provide substantial opportunities for investment.

Investments will be made principally by way of equity and shareholder loans which will generally provide for 100% or majority ownership of the assets by the holding entities. In circumstances where a minority equity interest is held in the relevant portfolio company, the holding entities will secure their respective shareholder rights (including voting rights) through shareholder agreements and other transaction documentation.

Cubico aims to achieve diversification principally through investing in a range of assets across a number of distinct geographies and a mix of renewable energy technologies. Generally, the Group manages its revenue streams to moderate its exposure to volatile merchant power prices with appropriate use of fixed price power purchase agreements, feed-in-tariffs and green certificates.

Cubico's current investment approach is focussed on portfolio growth through shareholder funded acquisitions. The Company performs active portfolio management and portfolio optimisation (which may include recommendations for potential divestment of assets) in order to maximise the risk return profile for shareholders.

The Group may enter into non-recourse borrowing facilities to finance projects. Wind farms and solar parks, typically with operating lives of at least 25 years, held within portfolio companies generate long-term cash flows that support long term project finance debt. The Company may, in order to secure advantageous borrowing terms, structure a project finance facility over a group of portfolio companies.

Cubico Sustainable Investments Holdings 2, LP

Strategic report (continued)

8. Management outlook

The Company's current portfolio is generally performing consistently with the Board's expectations without any material operating issues. The Board expects that Cubico will be able to continue its steady operating performance both for 2022 and in the longer term, supporting the payment of predictable long-term distributions as set out in the Company's investment policy. Cubico's diverse portfolio, both in terms of its technology and geographic location of its assets, assists in smoothing out the short-term variability in production that is expected by projects which are subject to local and temporal meteorological conditions.

COVID-19 (Coronavirus)

The COVID-19 pandemic that dominated 2020 continued through 2021 and persists into 2022. Cubico's crisis management teams and business continuity plans responded swiftly and effectively to the outbreak of COVID-19, taking all possible steps to protect and support our team, contractors and all affected stakeholders. The Company and its advisors continue to monitor the associated risks and their impact on the Group.

Given the nature of our assets, we were able to continue generating electricity and operations have remained largely unaffected. Despite the turbulent economic conditions created by COVID-19, the Group's outlook remains very strong and performance has been largely unaffected by the pandemic. The highly contracted cashflows of our portfolio means that we do not have significant exposure to power price volatility. The Group has also demonstrated that it can continue to grow effectively despite the pandemic, with acquisitions in Greece, Colombia, Spain, USA and Italy. Refer to note 2(f): Going concern.

9. Key Performance Indicators

The Partnership reported a profit for the financial year ended 31 December 2021 of \$133.7 million (2020: \$195.0 million) and the investment portfolio was valued at \$1,781.7m (2020: \$1,521.2m). The increase in portfolio value of \$260m was primarily attributable to:

- limited partners' capital call (\$103m);
- impact of the unwind of discount rates (net of cash distributions) (\$116m); and
- change in discount rates (\$70m) driven by improved market conditions, asset de-risking and yield compression;

partially offset by the reduction in portfolio value caused by the movement in foreign exchange rates (\$25m).

The Partnership exited the year with a strong balance sheet with net assets of \$1,756.4m (2020: \$1,520.2m).

The Group sets out below its Key Performance Indicators (KPIs) which it utilises to track its performance over time against its objectives.

Category	KPI	31 Dec 2021	31 Dec 2020
Financial	Investment at fair value through profit or loss (refer to note 7)	\$1,781.7m	\$1,521.2m
Operational	Revenue ³	\$669.2m	\$540.6m
	Earnings before interest, tax, depreciation and amortisation ('Project EBITDA') ³	\$521.5m	\$415.4m
	Aggregate generation	6,828 GWh	6,430 GWh
	Weighted average availability	94.9%	93.4%

³ Revenue and EBITDA represent the aggregate amounts for these performance metrics of the Company's individual investments, held at fair value through profit or loss in these financial statements, which the Company considers a key operational metric.

Cubico Sustainable Investments Holdings 2, LP

Strategic report (continued)

9. Key Performance Indicators (continued)

For the year ended 31 December 2021, the Group generated revenues of \$669.2m (2020: \$540.6m) based on aggregate energy generation of 6,828 GWh (2020: 6,430 GWh) and weighted average availability of 94.9% (2020: 93.4%).

Aggregate generation increased 6.2% compared to 2020, primarily driven by the addition of new acquisitions to the portfolio in Spain (PV and CSP), Italy (PV), Greece (onshore wind) and the USA (onshore wind), less divestments in Ireland and Brazil (onshore wind).

Cubico's portfolio performed consistently throughout 2021 without any material operating issues. Global Project Portfolio revenues and EBITDA were above budget (+1.3% and +1.4% respectively).

EMEA Project revenues and EBITDA were above budget (+5.5% and +6.7% respectively) as a consequence of energy prices which reached unprecedented high levels across Europe (primarily impacting Cubico's Italy and UK portfolios), despite the shortfall in EMEA portfolio generation vs budget (-4.9%).

Cubico's EMEA portfolio EBITDA weighting has meant the impact of EMEA more than offset the AMERICAS EBITDA shortfall (-12.6%), characterised by reduced power generation due to low wind speeds and solar irradiance (-7.9%) (primarily impacting USA, Uruguay, Brazil and Mexico).

10. Risk Management Framework

The Company's CFO function has established a global risk management framework to identify, assess and control relevant risks affecting the Group's business including project portfolio risks as well as corporate and strategic risks. The Company's Investment Oversight function has established a risk analysis framework to cover all aspects of new investments made by the Group.

Cubico's approach to risk is one of systematic assessment, on an investment project basis on acquisition, and as part of the overall portfolio management over time as external dynamics shift. Effective identification, assessment and management of Cubico's principal risks and uncertainties, the implementation of associated controls and the monitoring of sources of assurance is integral to how the Group manages its business.

The identification, assessment and management of risk are key elements of the Head of Asset Management's work in both managing the operating performance of the existing portfolio and in transacting new investment opportunities. Internal controls have been established to manage these risks and they are reviewed on a regular basis.

Given the stability of the portfolio and the similar risk profile of the investments within the portfolio (comprising renewable energy infrastructure projects in Europe or the Americas with broadly similar contractual structures), the type and nature of the risks in the Group are not expected to change materially from period to period.

11. Risks and Risk Management

The Company owns a portfolio of renewable energy investments, either directly or through its investments in holding companies.

The Audit and Risk Committee ("ARC") maintains a risk register and risk matrix setting out the risks affecting both the Group and investment companies. The risk register and matrix are reviewed and updated regularly to ensure that procedures are in place to identify principal risks, mitigate and minimise the impact of those risks (should they materialise), to identify emerging risks and to determine whether any actions are required. This enables the ARC and Board to carry out a robust assessment of the risks facing the Group, including those risks that would threaten its business model, future performance, solvency or liquidity.

While there is a broad range of risk elements that may potentially impact the underlying value of the investments, including ones relating to general macro-economic factors, there are three principal risk categories that the Board and management will focus its attention on in 2022:

Cubico Sustainable Investments Holdings 2, LP

Strategic report (continued)

11. Risks and Risk Management (continued)

Principle Risk	RR-Rating ⁴	Risk Description	Key Mitigants and Controls
Merchant Power Prices (Electricity prices moving adversely)	EXTREME [Likelihood = 5; Severity = 4]	<p>The majority of Cubico's portfolio-level revenue is fixed in nature through Power Purchase Agreements ("PPAs") which have been agreed at fixed prices. However, approximately 15% of output is sold at market rates.</p> <p>Fixed price power contracts also revert to spot prices on their expiry and do not typically cover the full operating life of the asset. The spot price for electricity is volatile and is linked to gas prices. Adverse movements in market rates (against spot rates and expected rates built into the valuation model) will lead to financial loss and impact portfolio valuations.</p> <p>Additionally, there is an "embedded exposure risk" for certain assets, as failure to meet the PPA agreed supply amounts means that energy must be bought back at market prices.</p>	<ul style="list-style-type: none"> • The company closely monitors the merchant power prices exposure by assessing the resilience of the portfolio to future variations of electricity prices and regularly updates the projections on merchant power prices; • The company monitors current and forecasted electricity prices via the engagement of independent market experts in power pricing; • The company carefully assesses the impact of low power prices scenarios before entering into new investments; • The Treasury Committee assesses the use of hedging to mitigate merchant price volatility; • Inhouse Merchant Market Analyst analyses exposure across the portfolio.
Political & Regulatory Risk	HIGH [Likelihood = 2; Severity = 4]	<p>Political risk around contractual frameworks for operating in different countries. In particular, the risk that fixed price PPAs and government subsidies (FiTs, ROCs, tax incentives, etc) are unilaterally withdrawn or renegotiated leading to financial loss and impacting portfolio valuation. This also includes risk of non-payment (or late payment) by the government and utilities.</p> <p>Political risk also includes major disruptions (such as Brexit), change of government, new regulatory framework (e.g. Mexico reform of the electrical market), significant changes in macroeconomic indicators, including interest rates, tax rates, foreign exchange rates (e.g. BRL or MXN depreciation against USD), and changes in sovereign credit risk.</p>	<ul style="list-style-type: none"> • Investments are typically made in investment-grade countries and with credible and stable legal frameworks; • Diverse global portfolio spreads risk across countries; • Monitoring of political developments across all jurisdictions in which we operate through regular dialogue with law firms and other professional advisors

⁴ The Group's risk register assigns a score (the "RR-Score": low, medium, high or extreme) based on the risk likelihood (1 – rare to 5 – almost certain) and risk severity (1 – insignificant to 5 – catastrophic) impacting investment value.

Cubico Sustainable Investments Holdings 2, LP

Strategic report (continued)

11. Risks and Risk Management (continued)

Principle Risk	RR-Rating	Risk Description	Key Mitigants and Controls
Operational Integration of New Assets	MEDIUM [Likelihood = 2; Severity = 2]	<p>Integration of new assets into the Cubico Group is unsuccessful, leading to poor operational performance, non-compliance with HSE regulations or financial loss with a subsequent impact on portfolio valuation.</p> <p>In particular, failure to integrate operational aspects of assets into Cubico's structure. This can be complex given the diverse nature of assets, lack of familiarity around existing systems and history of the asset, potential differences in policies and procedures, challenges of operating in new territories, etc.</p> <p>The number of new assets can also cause challenges if the asset management team and support staff lack the scale and resources to support new and existing assets.</p>	<ul style="list-style-type: none"> Integration and transition planning included within due diligence process; Clearly defined transitional arrangements with existing operator, including O&M contractors; Internal expertise within Asset Management team; Standard Business Integration Template; Key stakeholder involvement (legal, finance, tax, IT, etc.) early in the integration process; Handover process from construction to operations incorporated into IMS.

Further comment on these categories is provided below:

Movement in Electricity Prices

Cubico believes that it is necessary to take a long-term view on electricity prices – particularly wholesale prices – which is done in consultation with independent energy price forecasters. It should be noted that Cubico is more concerned about long-term energy prices, than about the near term, as its revenues comprise a large proportion of subsidies together with power purchase agreements (PPAs) with fixed prices or price floors, as well as some fixed price feed-in tariffs (FITs).

Electricity prices surged to record highs across Europe in 2021. Price increases were a result of shortages of natural gas just as demand rebounded following the lockdowns experienced in 2020. The crisis was also aggravated by lower than normal wind speeds and nuclear power outages that strained power grids, forcing the region's energy companies to burn polluting fossil fuels. The increase in coal fired generation resulted in higher carbon permit demand (and prices), which further exacerbated pressures on gas and power prices.

As Cubico's portfolio is split across several jurisdictions, the Group benefits from diversification across electricity markets. The impact of future power prices can be smoothed out through the portfolio mix and growth strategy. With different portfolio projects commissioned at different times in different support jurisdictions and technologies, the portfolio experiences gradual transition from subsidy-based to power price-based exposure over time.

Strategy and Portfolio Growth

Cubico's business model is designed to take advantage of the investment opportunities arising from the decarbonisation of energy usage. The pace of the transition to a zero-carbon future will dictate the investment opportunities that are available for Cubico.

Cubico believes that its experience and expertise as an active investor and asset manager, together with its flexible investment mandate, ability to respond to market conditions and strong stakeholder relationships will continue to enable it to compete effectively and secure attractive investments for its shareholders. The Group's strategy is to invest in a diversified portfolio across different geographies and technologies, providing greater resilience to portfolio returns compared with a narrower, more concentrated portfolio.

Cubico Sustainable Investments Holdings 2, LP

Strategic report (continued)

11. Risks and Risk Management (continued)

Strategy and Portfolio Growth (continued)

The Group's strategic business plan is sufficiently flexible to target its alternative geographies and/or technologies when one geographical market or technology becomes less attractive (either temporarily or permanently).

Government Support for Renewables

The fundamental challenges for the future of energy markets, in which renewables play an increasing part, remain in place. These challenges include the imperative to reduce carbon dioxide and other noxious emissions, the desire to improve energy security and the requirement to replace inefficient or aging energy infrastructure.

The 26th United Nations Climate Change Conference (more commonly referred to as COP26) was held in Glasgow, Scotland from 31 October to 13 November 2021. Delayed for a year due to the COVID-19 pandemic, the conference (the fifth since the Paris Agreement of COP21) was seen as particularly important, with countries due to make enhanced commitments towards mitigating climate change under the Paris Agreement's "ratchet" mechanism.

On the final day of the conference, the participating 197 countries agreed a new deal, known as the Glasgow Climate Pact, aimed at staving off dangerous climate change. The pact is the first climate agreement explicitly planning to reduce unabated coal usage and over 140 countries pledged to reach net-zero emissions. This target includes 90% of current global greenhouse gas emissions.

New capacity addition patterns show that renewable electricity growth is accelerating faster than ever worldwide, driven by stronger policies and raised climate goals. A clear vision of a new global energy system is emerging, based on renewable technologies and complemented by green hydrogen and modern bioenergy.

Other Risk Factors

There are a range of other risks, for example those that are more macroeconomic in nature, including the potential impact of material changes in market discount rates and inflation. The estimated impact of these on portfolio value, together with the impact of merchant power price and energy yield is illustrated in the sensitivity analysis of the investment portfolio in Note 4 of the financial statements.

Other risks which Cubico actively monitors include:

Risk Category	Key Mitigants
Asset integrity and Health, safety, security and environment (HSSE)	<ul style="list-style-type: none">• Development and application of an HSSE Management System• Contractor selection and management process• HSSE risk assessments
Over concentration of the Group's portfolio such that disruption in one area or segment may have a disproportionate impact on the group as a whole	<ul style="list-style-type: none">• Executive management and Board review and approval process• Strategy and strategic business planning process• Portfolio management
Breach of applicable laws and regulations, including those relating to anti-bribery and corruption by an employee, an associated party or someone acting on the Group's behalf	<ul style="list-style-type: none">• Anti-bribery and corruption compliance program including policies and procedures and training

Cubico Sustainable Investments Holdings 2, LP

Strategic report (continued)

11. Risks and Risk Management (continued)

Reduced profitability and financial uncertainty from a weakness in foreign currencies or increase in interest charges	<ul style="list-style-type: none"> • Substantial proportion of debt capital secured at fixed rates of interest • Geographic presence reduces the group's reliance on any one currency • Alignment of cost structure with revenue function where possible
Inability to deliver business and growth objectives due to access to capital, managing liquidity and solvency risks	<ul style="list-style-type: none"> • Business planning, forecasting, performance management and cash flow forecasting processes. • Surplus funds are invested in short-term, highly liquid investments that are readily convertible to cash • Committed shareholders and strong capital structure
Cubico's counterparties may be unable to meet their performance or financial obligations	<ul style="list-style-type: none"> • Due diligence procedures in place and operational • Monitoring of overdue payments • Stakeholder engagement and management
The Group may not foresee or adapt to changes in the external environment or macroeconomic developments	<ul style="list-style-type: none"> • Maintaining and developing a flexible and balanced portfolio • Analysis of the macro economy and energy markets • Business and strategic planning process • Participation in industry and professional bodies

12. Sustainability

Sustainability is embedded in our strategy. It covers every aspect of the way we manage our business, encompassing the way we produce energy, consume resources and treat the land and communities where we operate.

At the corporate level, Cubico formally identifies and assesses material issues affecting the business. This includes Environment, Social and Governance ('ESG') risks such as the environment, health and safety, natural disasters, adverse weather, people and compliance.

At a project level, we assess the environmental and social impacts before seeking planning permission from the relevant regulator/planner. This assessment allows us to uncover any material concerns and to propose ways to mitigate those issues. We periodically monitor ESG issues to ensure any imposed planning conditions are met.

We believe in building long-term relationships with our stakeholders. As we expand our operations into new geographies, we emphasise building out local teams. Our local presence in the countries where we operate gives us greater knowledge and insight into those markets and positions us to access new investment opportunities around the world.

As an employer, we know we can positively influence the communities where we operate by providing stable jobs and a safe workplace. Through our Corporate Social Responsibility ('CSR') framework, we also partner with local organisations to improve social outcomes.

Underpinning all our efforts is our people. By investing in our people, we ensure that we maintain cutting-edge leadership and a broad range of technical, engineering, operational, financial, and legal skills. This combination equips us for success – that is, for making long-term investments which benefit all of our stakeholders.

Cubico Sustainable Investments Holdings 2, LP

Strategic report (continued)

12. Sustainability (continued)

Environment

Cubico is dedicated to curbing emissions and producing cleaner energy. Our long-term investment in large-scale, renewable energy projects supports the transition to a low-carbon energy future.

Our approach to managing environmental performance is guided by our Environmental & Social Policy. This outlines our specific environmental objectives and principles and includes compliance with the Equator Principles, a risk management framework for financial investments that provides minimum standards for identifying and monitoring environmental and social risks. We have an internal environmental management system (EMS) which outlines specific operating requirements for material factors such as water quality and chemical storage. In addition, we conduct environmental site assessments for all development projects. This allows us to evaluate environmental risks and to work with project stakeholders to mitigate those risks.

Our sustainability efforts are supported by other internal policies and practices. These include our Health and Safety Policy, Anti-Bribery and Corruption Policy, Code of Conduct, Supplier Code of Conduct and Company Handbook.

We exercise extensive oversight of environmental and social risks through our dedicated Health, Safety and Environment (HSE) department, which includes a global team of HSE staff with regional expertise. This team is focused on implementing environmental improvement initiatives across our portfolio and ensuring our operating partners comply with our environmental policies and procedures.

Our HSE team has also been instrumental in expanding our data management system. As an environmentally focused business, we know we have a responsibility to monitor our impact and identify opportunities for improvement, but this cannot be done without good data.

Therefore, we have significantly expanded our data management system to include environmental metrics related to water consumption, waste generation, fuel consumption and greenhouse gas ('GHG') emissions. This allows us to track both the impact of our operations as well as the emissions avoided from our renewable energy generation.

This is critical to Cubico, as we know we have a significant role to play in reducing global greenhouse gas emissions and slowing climate change. Ultimately, we aim to be leaders in creating a safer and healthier environment, not only for the local communities where we operate, but also for the wider global community.

Cubico's UK energy use and related Scope 1 and 2 GHG emissions for the year ended 31 December 2021 are disclosed below. Cubico has adopted the operational control boundary approach for the measurement of energy emissions, as Management believe this reflects the level of emissions that can be actively controlled and reduced.

Under the operational control approach, a company accounts for 100% of emissions from operations over which it or one of its subsidiaries has operational control.

Cubico Sustainable Investments Holdings 2, LP

Strategic report (continued)

12. Sustainability (continued)

Environment (continued)

Disclosure	2021		2020	
	UK energy use (kWh)	GHG emissions (tCO ₂ e)	UK energy use (kWh)	GHG emissions (tCO ₂ e)
Scope 1 – Direct emissions⁵ (tCO₂e)				
<ul style="list-style-type: none"> Fuel use from transport (where the journey begins or ends in the United Kingdom); Combustion of natural gas 	1,510	-	17,287	4
Scope 2 – Indirect emissions (tCO₂e)				
<ul style="list-style-type: none"> Electricity purchased and used for operations (not including energy sold on) 	2,079,241	441	1,471,889	343
Total Scope 1 and 2 emissions (tCO₂e)	2,080,751	441	1,489,176	347
Intensity ratio				
<ul style="list-style-type: none"> tCO₂ per UK energy generation (MWh) 	n/a	1.11	n/a	0.74
Scope 3 – Other indirect emissions (tCO₂e)				
<ul style="list-style-type: none"> Energy use and related emissions from business travel in rental cars or employee owned vehicles where the company is responsible for purchasing the fuel 	n/a	41	n/a	54

The energy we consume in our facilities is minimal compared to the energy that we generate (refer to table below):

Aggregate Generation Summary	2021 (GWh)	2020 (GWh)
United Kingdom	391	472
Total Portfolio	6,828	6,430

The Board and Management remain committed to reducing carbon emissions where possible, and continue to focus on energy saving opportunities in the Group's activities and underlying projects where appropriate.

Social

Health and safety

At Cubico, we take seriously our responsibility to ensure the health and safety not only of our employees, but also others working at our sites and the community at large. Our corporate objectives include performance targets for health and safety, and all staff are encouraged to adopt specific personal health and safety goals. Our managers and supervisors oversee health and safety practices at our sites, but it is the responsibility of all employees to practice best health and safety protocols.

⁵ Scope 1 – Direct emissions include fuels consumed at site as well as known GHGs

Cubico Sustainable Investments Holdings 2, LP

Strategic report (continued)

12. Sustainability (continued)

Social (continued)

Health and safety (continued)

We have an HSE policy and plan that applies to the entire company, as well as regional HSE plans for each country. HSE data is reported to the board and investors through the Health and Safety sub-committee. This reporting includes a summary of any incidents as well as steps taken to avoid or mitigate the impact of similar incidents in the future.

We have a target of zero harm related to our activities. We are proud to say we have reported no lost time injuries among our employees for over four years.

Our contractors play a large role in the successful operation of our facilities and measures are in place to provide them with a safe work environment. All contractors must adhere to our Supplier Code of Conduct, which covers HSE, anti-bribery and modern slavery. Before any contractor or member of the public enters a Cubico site, they must undergo a site induction which covers HSE matters. In some regions, we hold Contractor Safety Days.

The table summarises the health and safety performance of the Group's contractors:

Contractor Health and Safety Performance Summary:	2021	2020
Operations:		
Hours worked	1,388,434	1,256,539
Lost Time Injuries	3	2
Lost Time Injury Frequency Rate (LTIFR ⁶)	0.22	0.16
Construction:		
Hours worked	409,340	839,795
Lost Time Injuries	3	8
LTIFR	0.73	0.95

As we expand our operations, we will continue to make health and safety of all employees and contractors a top priority.

Employee wellbeing

We know the company's success is due to our employees. That's why we invest in a host of family-friendly benefits; allocate time and resources so that employees can be their best selves, grow and develop in their roles; and co-create ongoing global employee engagement initiatives.

In 2021, we continued to invest in a range of wellbeing initiatives such as resilience training and massages for employees, as well as supporting individual and team development programmes as colleagues returned to our global offices. We also created more development opportunities for our team members by increasing our training offering and launching the second cohort of our bespoke coaching and mentoring programme.

Additionally, we established a new peer recognition functionality to provide employees with better and more frequent opportunities to publicly acknowledge the hard work of their colleagues from across the business.

Each year, we measure our performance and obtain employee feedback relating to employee wellbeing through our employee engagement survey.

⁶ LTIFR represents the number of lost time injuries per 100,000 hours worked

Cubico Sustainable Investments Holdings 2, LP

Strategic report (continued)

12. Sustainability (continued)

Social (continued)

Diversity and inclusion

Diversity is our first value and we strive to live this value through every one of our actions.

In 2020, we created the Cubico Diversity Network, an employee-led group to further our diversity and inclusion agenda and allow people to contribute to initiatives that are important to them. We also support our employees by offering unconscious bias and inclusion-focused training, such as 'how to have better inclusive conversations'.

In 2021, we were pleased to launch new Cubico Diversity Network initiatives including those to recognise and celebrate World Day for Cultural Diversity, Black History Month, LGBTQ+ Pride Month and International Day of Disability. For the latter, a new partnership with Ambitious about Autism allowed us to provide neurodiversity training to all employees and sponsor a first work experience internship through the organisation.

We contribute to the wellbeing of our communities

We believe that one of Cubico's biggest differentiators is our commitment to our communities. We have local teams in all of the countries where we operate because we recognise the importance of building strong community relationships with local leaders and partners.

In our work with local communities, we are guided by our corporate social responsibility (CSR) framework. This framework goes beyond regulatory requirements; it adds value to our organisation by defining our identity, motivating and attracting employees, attracting like-minded partners and strengthening our reputation.

The CSR framework guides our community-focused initiatives to create significant social impact in the communities where we operate. Since we implemented our CSR programme in 2016, we have donated over \$6.3m directly to community projects and charities.

Through this work, we have contributed to many education and social development initiatives. For example, providing solar kits to very disadvantaged rural communities; helping to build or refurbish community infrastructure such as schools and sports centres; donating school supplies and sponsoring scholarship programmes.

Cubico's General Counsel & Head of Corporate Affairs leads the CSR Committee and the overall programme. Country level CSR policies are in place to ensure initiatives are appropriate for the local context.

Governance

Since our inception, strong governance has been at the core of Cubico's operational excellence. We continue to build on our foundation of strong governance to ensure Cubico remains innovative, transparent, and accountable to all stakeholders.

Cubico Board of Directors: Overseeing business strategy

The Board's role is to oversee execution of our business strategy and ensure the operational and financial performance of the company. The Board aims to deliver sustainable value, foster a culture of openness and debate, and promote the company's long-term success, all in line with our values.

Board members are selected for their expertise, experience and the diverse perspectives they can lend to our organisation. Three of our nine Board members are women. The Board includes three non-executive directors who provide an independent view on our business operations as well as governance and boardroom best practices and two executive Directors.

The Company Secretary is responsible for good governance at the Board level, preparing annual agendas for Board and Board Committees and for the efficient administration of the company, particularly with regard to ensuring compliance with statutory and regulatory requirements and for ensuring that decisions of the Board of Directors are implemented.

We have conducted two board effectiveness reviews (2018 and 2020) to ensure our Board continues to function effectively and set high standards for the organisation.

Cubico Sustainable Investments Holdings 2, LP

Strategic report (continued)

12. Sustainability (continued)

Governance (continued)

Risk and Crisis Management: From the top down

Our Risk Management Committee, led by our Global Insurance and Risk Manager, is responsible for overseeing our risk identification practices. The Committee regularly assesses risks, determining the level of severity for each risk as well as any changes in potential impact based on the specific, current circumstances. The Committee also reviews and assesses the need for and effectiveness of mitigants.

The Risk Management Committee reports risks to the Board through the Audit and Risk sub-committee. Three other Board sub-committees – HSE, Remuneration and Board Investment – help to maintain proper risk controls.

Prior to engaging new customers and business partners we conduct “know your customer” (KYC) checks to assess risk level associated with certain jurisdictions and partners. When operating in developing regions in particular, we conduct more detailed, project level risk assessments, and we enhance our compliance checks.

We also have a company-wide Crisis Management Plan, which outlines our response to a crisis or disruptive event, as well as regional and site-level crisis management plans.

ESG Oversight: A leadership team responsibility

To ensure accountability, our leadership team is responsible for managing and reporting on sustainability performance. This includes oversight by the Audit and Risk and Health and Safety sub-committees. Reporting on health, safety and environmental data is done to the Board by way of Health and Safety sub-committee meetings.

Among other things, Cubico's Compliance Officer is responsible for implementing a Compliance programme to embed Cubico's ethical values throughout the organisation and within our supply chain. This includes ensuring compliance training is delivered to employees, preparing and updating compliance policies and the Compliance Manual, and assessing risks related to potential business partners. Our aim is to work only with those business partners who share our values.

Ethical conduct: Enabling whistleblowing


Cubico's Code of Conduct includes a whistleblowing channel. Employees can report ESG incidents or other concerns to Cubico's Compliance Officer or their line manager. Employees may also report confidentially using an external, independent whistleblowing hotline. Cubico's Supplier Code of Conduct encourages business partners to also use the whistleblowing hotline to report any ESG concerns.

Corporate statements: Aiming for transparency

On our website, we publicly share key governance documents, including our Compliance Statement, Tax Strategy, and Statement on Modern Slavery. Our Modern Slavery Statement is updated annually to comply with the UK Modern Slavery Act. We also offer modern slavery training to relevant employees to help identify and report signs of modern slavery in and around our operations.

13. Cubico Values and Stakeholders Engagement

Cubico is driven by six core values: **Diversity, Respect, Integrity, Value Creation and Excellence**, which make up our final value, **DRIVE**. These values, developed by our employees, encourage us to take pride in our work, strive to achieve our goals and push to attain outstanding results.



Cubico Sustainable Investments Holdings 2, LP

Strategic report (continued)

13. Cubico Values and Stakeholders Engagement (continued)

Diversity Diversity of thought, skills and global capabilities	<ul style="list-style-type: none"> • Encourage healthy debate and differences of opinion • Listen carefully with an open mind • Promote equality • Be yourself
Respect Respect for people, communities and the environment	<ul style="list-style-type: none"> • Show compassion and flexibility towards the needs of others • Look beyond the economic return
Integrity Integrity and determination to build a better future	<ul style="list-style-type: none"> • Keep commitments • Act consistently and honestly • Do the right thing
Value Creation Value creation for our shareholders	<ul style="list-style-type: none"> • Be a market leading innovator • Find new ways to optimise our portfolio and improve returns • Practice win-win partnerships with sponsors, clients and internal stakeholders
Excellence Excellence in everything we do	<ul style="list-style-type: none"> • Have high standards and pride in our work • Think progressively and creatively • Strive for continuous improvement
DRIVE Drive and ambition to achieve our goals	<ul style="list-style-type: none"> • Take pride and satisfaction from our work • Show determination to achieve our goals • Go the extra mile

The Board is committed to conducting business responsibly. That means behaving ethically, respecting people and respecting the environment. In making its decisions, the Board considers the impacts and concerns of the stakeholders involved, the values and strategies of the Group, and the creation of long-term sustainable growth for the Group.

Section 172(1) Statement

Section 172 of the Companies Act 2006 requires that a director of a company must act in the way he or she considers, in good faith, would be most likely to promote the success of the company for the benefit of its members as a whole, and in doing so have regard, amongst other matters to:

- a) the likely consequences of any decision in the long term,
- b) the interests of the company's employees,
- c) the need to foster the company's business relationships with suppliers, customers and others;
- d) the impact of the company's operations on the community and the environment,
- e) the desirability of the company maintaining a reputation for high standards of business conduct, and
- f) the need to act fairly as between members of the company.

Cubico Sustainable Investments Holdings 2, LP

Strategic report (continued)

13. Cubico Values and Stakeholders Engagement (continued)

The Company provides disclosures relevant to the requirements of Section 172(1) throughout the Strategic Report. Please refer to the table below for a reference to where this information can be found:

Section 172(1) statement area	Commentary / Reference
<p>The issues, factors and stakeholders the Directors consider relevant in complying with section 172 (1) (a) to (f) and how they have formed that opinion.</p>	<p>The Board and Board Committees are scheduled to meet at least four times a year and between these formal meetings, there is regular contact with the Executive Committee, comprising the Chief Executive Officer, Chief Financial Officer, Managing Director – Head of Americas, Managing Director – Head of EMEA, General Counsel & Head of Corporate Affairs and Head of Asset Management. The Directors are kept fully informed of investment and financial controls, and other matters that are relevant to the business of the Group that should be brought to the attention of the Directors. The Directors also have access, where necessary in the furtherance of their duties, to independent professional advice at the expense of the Company.</p> <p>The Board has a clear framework for determining the matters within its remit and has approved Terms of Reference for the matters delegated to its Committees, while retaining ultimate control.</p> <p>For further information, please refer to sections 12. Sustainability.</p>
<p>(a) the likely consequences of any decision in the long term,</p>	<p>The Board considers the likely consequences on all stakeholders of decisions taken. We acknowledge that every decision we make will not necessarily result in a favourable outcome for all our stakeholders. By considering the Group's purpose and values, together with its strategic priorities and having a process in place for decision-making by the Board, Board Committees and Executive Committee, we aim to make sure that decisions are consistent and predictable.</p> <p>The annual review of the Strategy by the Board encompasses the longer-term factors relating to the Company's decisions and the implications for the communities and environments in which our investments are made.</p> <p>For further information, please refer to sections 4. Our Strategy and 7. Investment Approach.</p>
<p>(b) the interests of the company's employees,</p>	<p>The Directors recognise that Cubico employees are fundamental and core to our business and delivery of our strategic ambitions. The success of our business depends on attracting, retaining and motivating employees. From ensuring that we remain a responsible employer, from pay and benefits to our health, safety and workplace environment, the Directors factor the implications of decisions on employees and the wider workforce, where relevant and feasible.</p> <p>We recognise the importance of nurturing the wellbeing and satisfaction of employees by providing a supportive working environment and healthy work/life balance.</p> <p>We are also committed to a positive working environment, free from any discrimination, harassment or unfair treatment, providing all employees with equal opportunities to develop within the Group and have the appropriate policies in place to support this.</p> <p>Engagement with our employees takes several forms, including engagement surveys, town halls, DRIVE awards and regional offsites.</p> <p>For further information, please refer to sections 12. Sustainability.</p>

Cubico Sustainable Investments Holdings 2, LP

Strategic report (continued)

13. Cubico Values and Stakeholders Engagement (continued)

<p>(c) the need to foster the company's business relationships with suppliers, customers and others,</p>	<p>Delivering our strategy requires strong mutually beneficial relationships with the Group's principle stakeholders, which include our shareholders, partners, suppliers, customers, local communities, lenders and other external stakeholders.</p> <p>The Board is not always directly involved in engagement with these stakeholders, but as a result of the governance structure and information flow the Group has in place, relevant information is reported directly to the Board or its committees.</p> <p>Cubico is committed to the ethical and sustainable conduct of business. To protect the long-term value of our investments, we take a long-term approach to our business. We expect all our stakeholders to comply with the values and requirements of the Cubico Supplier Code of Conduct, and to ensure that they are also applied within their own supply chains.</p> <p><u>Shareholders:</u></p> <p>The Board of Directors is ultimately accountable to the Shareholders for the running of the business and the making of key strategic decisions. The Board works closely with the Executive Committee in order to keep abreast of the needs and concerns of the shareholders.</p> <p><u>Partners:</u></p> <p>Cubico benefits from co-investing alongside a number of joint venture partners. The quality of our partner relationships is a key consideration of our investment process in choosing the projects we engage in, both at the Investment Committee and Board level.</p> <p>We work together with our partners to deliver the best solutions for our renewable energy projects, from design and construction through to operation and in the governance of the projects we deliver together.</p> <p><u>Suppliers:</u></p> <p>Key operational suppliers include Original Equipment Manufacturers ("OEMs"), spare part O&M providers and asset managers. On construction projects the key suppliers are the EPC Contractors, turbine suppliers and balance of plant contractors. Our asset managers maintain relationships with the site landowners who receive rental payments.</p> <p>Corporate-level suppliers include payroll providers, recruitment consultants, technical, financial and legal advisors, internal and external auditors and commercial property lessors.</p> <p>Cubico is committed to working with suppliers that share our values, are suitably skilled and have been vetted in accordance with the Group's Procurement and Business Partner Vetting Policy.</p> <p><u>Customers:</u></p> <p>As an energy provider, Cubico's key customers are PPA counterparties and energy offtakers. These offtakers receive the output from Cubico's portfolio companies in exchange for revenue payments.</p> <p><u>Local communities:</u></p> <p>Cubico is conscious of its role within the local communities in which its projects operate. Close consultation with local planning authorities is an important feature of renewable projects, whether in construction, during operations or preparing for the potential repowering or dismantling of a project. We engage directly with the communities affected by our projects in order to understand their needs and concerns. We do this through our local presence and the project companies in which we invest.</p>
--	---

Cubico Sustainable Investments Holdings 2, LP

Strategic report (continued)

13. Cubico Values and Stakeholders Engagement (continued)

	<p><u>Lenders:</u></p> <p>Cubico's lenders include many leading domestic and international banking groups which provide project finance and other ancillary lines of credit. We also benefit from the flexibility of a syndicate of corporate lenders that provide the Group's revolving credit facility.</p> <p>Cubico regularly engages with lenders (and potential lenders) to ensure that we are aligned with the lending market, to enable continued access to funding for the Group and also to evaluate opportunities to refinance projects.</p> <p>The Board ensures that the Group is aligned to comply with the terms of its borrowing facilities.</p> <p>For further information, please refer to sections 12. Sustainability.</p>
(d) the impact of the company's operations on the community and the environment,	<p>At Cubico we recognise our responsibility towards the environment and society. We are committed to operating our business in an environmentally and socially responsible manner to protect natural resources and continually improve our environmental performance.</p> <p>Our Group's commitment to investing in renewable energy and electricity distribution projects will contribute to reducing global greenhouse gas emissions and slowing climate change, resulting in a safer and healthier environment for both the local communities in which we operate and the wider global community.</p> <p>The Group prioritises sustainable and socially responsible development, as the Group's activities can have a significant impact on the environment and the communities in which our projects are located. Cubico's Environmental and Social Policy establishes the aims and objectives relating to the protection from or prevention of pollution or degradation of the environment, the general principles governing the Group's sustainability activity and the mechanisms needed for environmental risk analysis in decisions relating to its business and operations.</p> <p>The Group considers that the environmental aspects are key in the risk analysis and decision-making process of its transactions. Business units, with the assistance of external consultants, are responsible for the analysis of the environmental risks associated with each transaction, all in accordance with the current Policy and any others that may be approved by the Board at sectorial level or required by law. The Group evaluates any potential environmental impact inherent to its business and operations that may arise, considering any additional requirements of a specific project or the local law.</p> <p>The Executive Committee of the Group oversee compliance with the Policy and report to the Board.</p> <p>For further information, please refer to sections 12. Sustainability.</p>

Cubico Sustainable Investments Holdings 2, LP

Strategic report (continued)

13. Cubico Values and Stakeholders Engagement (continued)

<p>(e) the desirability of the company maintaining a reputation for high standards of business conduct, and</p>	<p>The Board recognises that it has an important role in assessing and monitoring that our desired culture is embedded in the values, attitudes and behaviours we demonstrate, including in our activities and stakeholder relationships. Integrity, honesty and respect for people, communities and the environment are established as Cubico core values. The General Code of Conduct helps everyone at Cubico to act in line with these values and comply with relevant laws and regulations.</p> <p>The Board periodically reviews and approves clear frameworks, such as The Cubico General Code of Conduct, Anti-bribery and Corruption Policy, Environmental and Social Policy, and its Modern Slavery Statements, to ensure that its high standards are maintained both within Cubico businesses and the business relationships we maintain. This, complemented by the ways the Board is informed and monitors compliance with relevant governance standards help assure its decisions are taken and that Cubico companies act in ways that promote high standards of business conduct.</p>
<p>(f) the need to act fairly as between members of the company.</p>	<p>After weighing up all relevant factors, the Directors consider which course of action best enables delivery of our strategy through the long-term, taking into consideration the impact on stakeholders. In doing so, our Directors act fairly as between the Company's members but are not required to balance the Company's interest with those of other stakeholders, and this can sometimes mean that certain stakeholder interests may not be fully aligned.</p>

Approved by the Board on 31 March 2022 and signed on its behalf on by:



Matthew Donaldson
For and on behalf of
Cubico Sustainable Investments GP 2 Limited

Cubico Sustainable Investments Holdings 2, LP

General Partner's report

General information

Cubico Sustainable Investments Holdings 2, LP (the "Partnership") is a limited partnership established in England on 12 December 2017 and domiciled in the United Kingdom. The General Partner of the Partnership is Cubico Sustainable Investments GP 2 Limited. Under the Partnership Agreement, the General Partner has the sole and exclusive right to manage the business of the Partnership, including all investment activities, and has all of the rights and powers which may be possessed by a General Partner under the Limited Partnerships Act 1907.

References in this report to "Cubico" or "Group" mean Cubico Sustainable Investments GP 1 Limited, and together with the limited partnerships, holding companies and investments, the "Group".

Principal activities

The objectives of the Partnership are to provide shareholders with attractive long-term returns whilst seeking to preserve the capital value of its investment portfolio through the reinvestment of surplus cash flows and active portfolio management. The Partnership aims to deliver these objectives by investing in a diversified investment portfolio of renewable energy infrastructure assets operating predominately in Europe and the Americas. Subsidiaries may be incorporated for the purpose of holding the underlying investments in which the Partnership may have controlling ('controlled subsidiary investment') and non-controlling interests.

Registered office and principal place of business

The address of the Partnership's registered office and principal place of business is 70 St Mary Axe, London, England, EC3A 8BE.

Independent Auditors

PricewaterhouseCoopers LLP
40 Clarendon Road,
Watford,
Hertfordshire,
WD17 1JJ

Post balance sheet events

Refer to note 11: Events occurring after the reporting period.

Principal risks and uncertainties

Financial risk management

Information on the management of financial risk are disclosed in note 13 to the financial statements.

Covid-19 (Coronavirus) outbreak

Refer to note 2(f): Going concern.

Cubico Sustainable Investments Holdings 2, LP

General Partner's report (continued)

Statement of going concern

The business activities are set out above. The financial position of the Partnership is set out in the financial statements.

The Partnership currently meets its working capital requirements through its intercompany funding.

After making enquiries, the Partners have a reasonable expectation that the Partnership has adequate resources to continue in operational existence for the foreseeable future. The Partnership therefore continues to adopt the going concern basis in preparing its financial statements.



Matthew Donaldson

Cubico Sustainable Investments GP 2 Limited

Cubico Sustainable Investments Holdings 2, LP

Statement of General Partner's responsibilities in respect of the financial statements

The General Partner is responsible for preparing the Annual report and financial statements in accordance with applicable law and regulation.

Company law, as applied to limited liability partnerships by the Limited Liability Partnerships (Accounts and Audit) (Application of Companies Act 2006) Regulations 2008 (the "Regulations"), requires the General Partner to prepare financial statements for each financial year. Under that law the General Partner has prepared the financial statements in accordance with United Kingdom Generally Accepted Accounting Practice (United Kingdom Accounting Standards, comprising FRS 102 "The Financial Reporting Standard applicable in the UK and Republic of Ireland", and applicable law).


Under company law, as applied to limited liability partnerships, a general partner must not approve the financial statements unless they are satisfied that they give a true and fair view of the state of affairs of the partnership and of the profit or loss of the partnership for that period. In preparing the financial statements, the General Partner is required to:

- select suitable accounting policies and then apply them consistently;
- state whether applicable United Kingdom Accounting Standards, comprising FRS 102 have been followed, subject to any material departures disclosed and explained in the financial statements;
- make judgements and accounting estimates that are reasonable and prudent; and
- prepare the financial statements on the going concern basis unless it is inappropriate to presume that the partnership will continue in business.

The General Partner is responsible for safeguarding the assets of the partnership and hence for taking reasonable steps for the prevention and detection of fraud and other irregularities.

The General Partner is also responsible for keeping adequate accounting records that are sufficient to show and explain the partnership's transactions and disclose with reasonable accuracy at any time the financial position of the partnership and enable them to ensure that the financial statements comply with the Companies Act 2006.

Approved by the General Partner and authorised for issue on 31 March 2022.



Matthew Donaldson
For and on behalf of

Independent auditors' report to the members of Cubico Sustainable Investments Holdings 2, LP

Report on the audit of the financial statements

Opinion

In our opinion, Cubico Sustainable Investments Holdings 2, LP's financial statements:

- give a true and fair view of the state of the partnership's affairs as at 31 December 2021 and of its profit and cash flows for the year then ended;
- have been properly prepared in accordance with United Kingdom Generally Accepted Accounting Practice (United Kingdom Accounting Standards, comprising FRS 102 "The Financial Reporting Standard applicable in the UK and Republic of Ireland", and applicable law); and
- have been prepared in accordance with the requirements of the Companies Act 2006 as applied to qualifying partnerships by the Partnerships (Accounts) Regulations 2008.

We have audited the financial statements, included within the Annual report and financial statements (the "Annual Report"), which comprise: the Statement of financial position as at 31 December 2021; the Income statement, the Statement of changes in net (liabilities)/assets attributable to the partners, and the Statement of cash flows for the year then ended; and the notes to the financial statements, which include a description of the significant accounting policies.

Basis for opinion

We conducted our audit in accordance with International Standards on Auditing (UK) ("ISAs (UK)") and applicable law. Our responsibilities under ISAs (UK) are further described in the Auditors' responsibilities for the audit of the financial statements section of our report. We believe that the audit evidence we have obtained is sufficient and appropriate to provide a basis for our opinion.

Independence

We remained independent of the partnership in accordance with the ethical requirements that are relevant to our audit of the financial statements in the UK, which includes the FRC's Ethical Standard, and we have fulfilled our other ethical responsibilities in accordance with these requirements.

Conclusions relating to going concern

Based on the work we have performed, we have not identified any material uncertainties relating to events or conditions that, individually or collectively, may cast significant doubt on the partnership's ability to continue as a going concern for a period of at least twelve months from when the financial statements are authorised for issue.

In auditing the financial statements, we have concluded that the general partner's use of the going concern basis of accounting in the preparation of the financial statements is appropriate.

However, because not all future events or conditions can be predicted, this conclusion is not a guarantee as to the partnership's ability to continue as a going concern.

Our responsibilities and the responsibilities of the general partner with respect to going concern are described in the relevant sections of this report.

Reporting on other information

The other information comprises all of the information in the Annual Report other than the financial statements and our auditors' report thereon. The general partner is responsible for the other information. Our opinion on the financial statements does not cover the other information and, accordingly, we do not express an audit opinion or, except to the extent otherwise explicitly stated in this report, any form of assurance thereon.

In connection with our audit of the financial statements, our responsibility is to read the other information and, in doing so, consider whether the other information is materially inconsistent with the financial statements or our knowledge obtained in the audit, or otherwise appears to be materially misstated. If we identify an apparent material inconsistency or material misstatement, we are required to perform procedures to conclude whether there is a material misstatement of the financial statements or a material misstatement of the other information. If, based on the work we have performed, we conclude that there is a material misstatement of this other information, we are required to report that fact. We have nothing to report based on these responsibilities.

With respect to the Strategic report and General Partner's report, we also considered whether the disclosures required by the UK Companies Act 2006 as applied to qualifying partnerships have been included.

Based on our work undertaken in the course of the audit, the Companies Act 2006 as applied to qualifying partnerships requires us also to report certain opinions and matters as described below.

Strategic report and General Partner's report

In our opinion, based on the work undertaken in the course of the audit, the information given in the Strategic report and General Partner's report for the year ended 31 December 2021 is consistent with the financial statements and has been prepared in accordance with applicable legal requirements.

In light of the knowledge and understanding of the partnership and its environment obtained in the course of the audit, we did not identify any material misstatements in the Strategic report and General Partner's report.

Responsibilities for the financial statements and the audit

Responsibilities of the general partner for the financial statements

As explained more fully in the Statement of General Partner's responsibilities in respect of the financial statements, the general partner is responsible for the preparation of the financial statements in accordance with the applicable framework and for being satisfied that they give a true and fair view. The general partner is also responsible for such internal control as they determine is necessary to enable the preparation of financial statements that are free from material misstatement, whether due to fraud or error.

In preparing the financial statements, the general partner is responsible for assessing the partnership's ability to continue as a going concern, disclosing, as applicable, matters related to going concern and using the going concern basis of accounting unless the general partner either intends to liquidate the partnership or to cease operations, or has no realistic alternative but to do so.

Auditors' responsibilities for the audit of the financial statements

Our objectives are to obtain reasonable assurance about whether the financial statements as a whole are free from material misstatement, whether due to fraud or error, and to issue an auditors' report that includes our opinion. Reasonable assurance is a high level of assurance, but is not a guarantee that an audit conducted in accordance with ISAs (UK) will always detect a material misstatement when it exists. Misstatements can arise from fraud or error and are considered material if, individually or in the aggregate, they could reasonably be expected to influence the economic decisions of users taken on the basis of these financial statements.

Irregularities, including fraud, are instances of non-compliance with laws and regulations. We design procedures in line with our responsibilities, outlined above, to detect material misstatements in respect of irregularities, including fraud. The extent to which our procedures are capable of detecting irregularities, including fraud, is detailed below.

Based on our understanding of the partnership and industry, we identified that the principal risks of non-compliance with laws and regulations related to environmental regulations, and we considered the extent to which non-compliance might have a material effect on the financial statements. We also considered those laws and regulations that have a direct impact on the financial statements such as the Companies Act 2006 as applied to qualifying partnerships by the Partnerships (Accounts) Regulations 2008 and UK tax legislation. We evaluated management's incentives and opportunities for fraudulent manipulation of the financial statements (including the risk of override of controls), and determined that the principal risks were related to the valuation of

investments and posting inappropriate journal entries to achieve desired financial results. Audit procedures performed by the engagement team included:

- Challenging the assumptions and judgments made by management in their significant accounting estimate, valuation of investments.
- Discussions with Management and Directors, including consideration of known or suspected instances of non-compliance with laws and regulations and fraud.
- Inquiring of the in-house legal counsel and the tax personnel for compliance with the laws and regulations including UK tax legislation.
- Reviewing the minutes of meetings of those charged with governance.
- Evaluation of management's controls designed to prevent and detect irregularities by performing walkthroughs over controls to understand the controls. However, we have not relied on controls as substantive procedures are determined to be more effective for this audit.
- Identifying and testing journal entries, in particular any journal entries posted with unusual account combinations.
- Perform unpredictable procedures to address the risk of fraud.

There are inherent limitations in the audit procedures described above. We are less likely to become aware of instances of non-compliance with laws and regulations that are not closely related to events and transactions reflected in the financial statements. Also, the risk of not detecting a material misstatement due to fraud is higher than the risk of not detecting one resulting from error, as fraud may involve deliberate concealment by, for example, forgery or intentional misrepresentations, or through collusion.

A further description of our responsibilities for the audit of the financial statements is located on the FRC's website at: www.frc.org.uk/auditorsresponsibilities. This description forms part of our auditors' report.

Use of this report

This report, including the opinions, has been prepared for and only for the members of the qualifying partnership as a body in accordance with the Companies Act 2006 as applied to qualifying partnerships by the Partnerships (Accounts) Regulations 2008 and for no other purpose. We do not, in giving these opinions, accept or assume responsibility for any other purpose or to any other person to whom this report is shown or into whose hands it may come save where expressly agreed by our prior consent in writing.

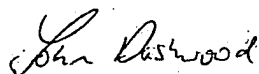
Other required reporting

Companies Act 2006 exception reporting

Under the Companies Act 2006 as applied to qualifying partnerships we are required to report to you if, in our opinion:

- we have not obtained all the information and explanations we require for our audit; or
- adequate accounting records have not been kept by the partnership, or returns adequate for our audit have not been received from branches not visited by us; or
- certain disclosures of general partner's remuneration specified by law are not made; or
- the financial statements are not in agreement with the accounting records and returns.

We have no exceptions to report arising from this responsibility.



John Dashwood (Senior Statutory Auditor)
for and on behalf of PricewaterhouseCoopers LLP
Chartered Accountants and Statutory Auditors
Watford
1 April 2022

Cubico Sustainable Investments Holdings 2, LP

Income statement

For the year ended 31 December 2021

		Year ended 31 Dec 2021 \$'000	Year ended 31 Dec 2020 \$'000
Continuing operations	Note		
Gain on investments held at fair value	7	133,762	196,022
Operating costs	8	(111)	(983)
Profit for the financial year and increase in net assets attributable to the Partners from operations		133,651	195,039

The Partnership has no recognised gains or losses other than the profit for the year.

The above income statement should be read in conjunction with the accompanying notes.

Cubico Sustainable Investments Holdings 2, LP

Statement of financial position

As at 31 December 2021

	Note	31 Dec 2021 \$'000	31 Dec 2020 \$'000
Assets			
Fixed assets			
Investments at fair value through profit or loss	7	1,781,725	1,521,193
Total fixed assets		1,781,725	1,521,193
LIABILITIES			
Creditors – amounts falling due within one year	9	(25,349)	(984)
Net current liabilities		(25,349)	(984)
Total assets less current liabilities		1,756,376	1,520,209
NET ASSETS ATTRIBUTABLE TO THE PARTNERS		1,756,376	1,520,209

The above statement of financial position should be read in conjunction with the accompanying notes.

Approved by the General Partner and authorised for issue on 31 March 2022.



Matthew Donaldson
For and on behalf of
Cubico Sustainable Investments GP 2 Limited

Cubico Sustainable Investments Holdings 2, LP

Statement of changes in net (liabilities)/assets attributable to the partners

For the year ended 31 December 2021

	General Partner \$'000	Limited Partners \$'000	Total \$'000
Net (liabilities)/assets attributable to the partners at 1 January 2020	(9)	1,325,179	1,325,170
Increase in net assets attributable to the partners from operations	10	195,029	195,039
Net assets attributable to the partners at 31 December 2020	1	1,520,208	1,520,209
Capital contributions	-	102,516	102,516
Increase in net assets attributable to the partners from operations	7	133,644	133,651
Net assets attributable to the partners at 31 December 2021	8	1,756,368	1,756,376

The above statement of changes in equity should be read in conjunction with the accompanying notes.

Cubico Sustainable Investments Holdings 2, LP

Statement of cash flows

For the year ended 31 December 2021

	Note	Year ended 31 Dec 2021 \$'000	Year ended 31 Dec 2020 \$'000
Operating activities			
Profit for the financial year and increase in net assets attributable to the Partners from operations		133,651	195,039
Adjustments to reconcile net assets attributable to the Partners to net cash flows:			
Gain on investments held at fair value	7	(133,651)	(195,039)
Net cash flows generated from operating activities		-	-
Investing activities			
Funding to subsidiaries		(102,516)	-
Net cash flows used in investing activities		(102,516)	-
Financing activities			
Proceeds from Partners' capital contributions		102,516	-
Net cash flows generated from financing activities		102,516	-
Increase in cash and cash equivalents for the year		-	-
Cash and cash equivalents at the beginning of the year		-	-
Effects of exchange rate changes on cash and cash equivalents		-	-
Cash and cash equivalents at the end of the year		-	-

The above statement of cash flows should be read in conjunction with the accompanying notes.

Cubico Sustainable Investments Holdings 2, LP

Notes to the financial statements

1. Corporate information

Cubico Sustainable Investments Holdings 2, LP is a limited partnership established in England on 12 December 2017 and domiciled in the United Kingdom. The address of its registered office is 70 St Mary Axe, London, England, EC3A 8BE.

2. Basis of preparation

(a) Basis of preparation and statement of compliance

The financial statements have been prepared under the historical cost convention unless specified within these accounting policies and in accordance with Financial Reporting Standard 102 ('FRS 102'), the Financial Reporting Standard Applicable in the UK and Republic of Ireland and the companies Act 2006.

The financial statements are prepared on a going concern basis and are presented in US Dollars rounded to the nearest thousand dollars (\$'000) except as otherwise indicated.

(b) Basis of non-consolidation

In accordance with FRS 102 section 9.9, subsidiaries that are held as part of an investment portfolio are measured at fair value with the change in fair value recognised in profit or loss.

The Partnership does not have any other subsidiaries other than those determined to be controlled subsidiary investments. A controlled subsidiary investment involves one holding company of which the Partnership has the power to govern the financial and operating policies, generally accompanying a shareholding of an interest of more than one half of the voting rights or otherwise has power to govern the financial and operating policies. This holding company has been incorporated for the purpose of holding underlying investments (either directly or indirectly) on behalf of the Partnership. The holding company has no operations other than providing a vehicle for the acquisition, holding and onward sale of certain portfolio investment companies. The holding company is also reflected at its fair value, with the key fair value driver thereof being the investment in the underlying portfolio company investments that the holding company holds on behalf of the Partnership.

Where the Partnership is deemed to have control over an underlying portfolio company either directly or indirectly and whether the control be via voting rights or through the ability to direct the relevant activities in return for access to a significant portion of the variable gains and losses derived from those relevant activities, the Partnership does not consolidate the underlying portfolio company instead, the Partnership reflects its investment at fair value through the profit or loss.

(c) Significant accounting judgements, estimates and assumptions

The preparation of financial statements in conformity with FRS 102 requires the use of certain critical accounting estimates. It also requires management to exercise its judgement in the process of applying the accounting policies. The areas involving a higher degree of judgement or complexity, or areas where assumptions and estimates are significant to the financial statements are disclosed in note 4.

(d) Fair value measurement

Fair value is the price that would be received on sale of an asset or paid to transfer a liability in an orderly transaction between market participants at the measurement date, regardless of whether that price is directly observable or estimated using another valuation technique. In estimating the fair value of an asset or liability, the Partnership takes into account the characteristics of the asset or liability if market participants would take those characteristics into account when pricing the asset or liability at the measurement date. Fair value for measurement and/or disclosure purposes in these financial statements is determined on such a basis.

In addition, for financial reporting purposes, fair value measurements are categorised into Level 1, 2 or 3 based on the degree to which inputs to the fair value measurements are observable and the significance of the inputs to the fair value measurement in its entirety which are described as follows:

Level 1 inputs are quoted prices in active markets for identical assets or liabilities that the Partnership can access at the measurement date.

Cubico Sustainable Investments Holdings 2, LP

Notes to the financial statements (continued)

2. Basis of preparation (continued)

(d) Fair value measurement (continued)

Level 2 inputs are the inputs, other than quoted prices included within Level 1, that are observable for the asset or liability, either directly or indirectly.

Level 3 inputs are unobservable inputs for the asset or liability.

(e) Financial instruments

The Company has chosen to adopt both the recognition and measurement provisions and disclosure requirements of Sections 11 and 12 of FRS 102 in respect of financial instruments.

(i) Amounts owed to related party

Amounts owed to related party are carried at amortised cost. They represent unsecured funding provided to the Partnership prior to the end of the financial year that are unpaid and arise when a related party settles an obligation on behalf of the Partnership.

(f) Going concern

The financial statements have been prepared on a going concern basis.

The Partnership currently meets its working capital requirements through intercompany funding. The General Partner has concluded, after making enquiries, that it has a reasonable expectation that the Partnership has access to adequate resources to enable it to continue in operational existence for the foreseeable future. For these reasons, it continues to adopt the going concern basis in preparing the annual report and financial statements.

COVID-19 (Coronavirus)

The COVID-19 pandemic that dominated 2020 continued through 2021 and persists into 2022. Whilst COVID-19 has disrupted life for individuals, businesses and society, given the nature of Cubico's assets, we were able to continue generating electricity and have to date not seen a material impact to operations.

Cubico's crisis management teams and business continuity plans responded swiftly and effectively to the outbreak of COVID-19, taking all possible steps to protect and support our team, contractors and all affected stakeholders. We continue to monitor the risks to our business.

Liquidity

The liquidity forecast for the Cubico Group is robust, with high levels of contracted revenues and high credit off-takers (mostly government backed and investment grade) with strong finances and credit ratings.

Suppliers

No major issues have been identified with Cubico's suppliers. Since the outbreak, Cubico has focussed on supply chain management and spares at operational sites. To date, no material issues have been identified but delivery dates for some major components in certain geographies have been extended as a result of the outbreak.

Construction, Operations & Maintenance and Asset Management

Construction has continued without major delay on our projects. We continue to monitor Government advice for the construction industry.

Cubico continues to operate and maintain its assets safely and to a high standard. The key factors remain the availability of people and/or restrictions on movements. To date there is no material impact, but the risk of loss of availability persists until all restrictions are lifted.

Despite the COVID-19 pandemic, Management have a reasonable expectation that the Group has adequate resources such that the Group's activities are sustainable for the foreseeable future and that it is appropriate to adopt a going concern basis of accounting in preparing the annual financial statements.

Cubico Sustainable Investments Holdings 2, LP

Notes to the financial statements (continued)

2. Basis of preparation (continued)

(f) Going concern (continued)

Covid-19 (continued)

Cubico continues to operate and maintain its assets safely and to a high standard. The key risk factors remain the availability of people and / or restrictions on movements. Some site activities which require personnel to travel, especially from other countries have been postponed. To date there is no material impact, demonstrating that Cubico and service provider operational activities are robust and effective in spite of COVID-19 related challenges.

Despite the COVID-19 pandemic, Management have a reasonable expectation that the Group has adequate resources such that the Group's activities are sustainable for the foreseeable future and that it is appropriate to adopt a going concern basis of accounting in preparing the annual financial statements.

3. Significant accounting policies

(a) Investment at fair value through profit or loss

Investments are designated upon initial recognition to be accounted for at fair value through profit or loss in accordance with FRS 102. After initial recognition, investments at fair value through profit or loss are measured at fair value with changes recognised in the income statement.

Fair value is the price that would be received on sale of an asset or paid to transfer a liability in an orderly transaction between market participants at the measurement date, regardless of whether that price is directly observable or estimated using another valuation technique.

Management determine fair value to be the best estimate as set out by latest available information that is approved by management and the shareholders of the company. In estimating the fair value of an asset or liability, the Partnership takes into account the characteristics of the asset or liability if market participants would take those characteristics into account when pricing the asset or liability at the measurement date. Fair value for measurement and/or disclosure purposes in these financial statements is determined on such a basis, including for assets acquired or transferred during the period.

The Partnership finances its subsidiary through capital contributions.

Refer to note 4 for details of accounting estimates and assumptions used to determine the fair value of investments.

(b) Taxation

The Partnership is domiciled in the United Kingdom. Under the current laws, there is no income, estate, corporation, capital gains or other taxes payable by the Partnership.

Any tax liability arising on the activities of the Partnership will be borne by the individual partners.

The General Partner has assessed the risk of specific identifiable uncertain tax positions as low and as a result has identified no matters that require further disclosures in the financial statements.

(c) Foreign currency translation

Functional and presentation currency

Items included in the financial statements of the Partnership are measured using the currency of the primary economic environment in which the Partnership operates (the "functional currency"). The financial statements are presented in US Dollars (\$), which is also the Partnership's functional currency.

Cubico Sustainable Investments Holdings 2, LP

Notes to the financial statements (continued)

4. Significant accounting judgements, estimates and assumptions

The preparation of the Partnership's financial statements requires management to make judgements, estimates and assumptions that affect the reported amounts of revenues, expenses, assets and liabilities, and the accompanying disclosures, and the disclosure of contingent liabilities at the date of the financial statements.

Estimates and assumptions are continuously evaluated and are based on management's experience and other factors, including expectations of future events that are believed to be reasonable under the circumstances. Uncertainty about these assumptions and estimates could result in outcomes that require a material adjustment to the carrying amount of assets or liabilities affected in future periods.

The Partnership has identified the following areas where significant judgements, estimates and assumptions are required. Further information on each of these areas and how they impact the various accounting policies are described below and also in the relevant notes to the financial statements.

(i) Key judgement - Investment portfolio classification

As a holding company of the Cubico Group, the Partnership considers its investments in subsidiaries to be held as part of an investment portfolio. In accordance with FRS 102 section 9.9, a subsidiary which is held as part of an investment portfolio shall be measured at fair value, as opposed to being consolidated on a line by line basis, with changes in fair value recognised in profit or loss.

(ii) Key estimates and assumptions - Investments held at fair value through profit or loss

The Partnership's investments are measured at fair value for financial reporting purposes. The Partnership prepares investment valuations based upon projected future cash flows.

These valuations are reviewed and approved by the General Partner. Details of the Partnership's direct subsidiary are disclosed in note 7 and a list of indirectly held subsidiaries is disclosed in Appendix 1.

The investments held at fair value through profit or loss, whose fair values include the use of Level 3 inputs, are valued by discounting future cash flows from investments at a discount rate when the assets are operational. The weighted average discount rate applied in the year ended 31 December 2021 valuation was 7.75% (2020: 8.27%). The discount rate is a significant Level 3 input and a change in the discount rate applied could have a material effect on the fair value of the investments held at fair value through profit and loss. Other material inputs in the measurement of fair value are the forward looking power price curve and energy yields. As at 31 December 2021, the Partnership owned eight investments (2020: six).

The Partnership under the Investment Exemption rule holds investments at fair value.

The table below sets out the information about significant unobservable inputs used at 31 December 2021 in measuring financial instruments categorised as Level 3 in the fair value hierarchy.

Cubico Sustainable Investments Holdings 2, LP

Notes to the financial statements (continued)

4. Significant accounting judgements, estimates and assumptions (continued)

(ii) Key estimates and assumptions - Investments held at fair value through profit or loss (continued)

Valuation methodology

The General Partner has satisfied itself as to the methodology used, the discount rates and key assumptions applied, and the valuation. Fair value is determined based on the fair value of investments in project companies and other assets and liabilities of investment entity subsidiaries.

Operational investments are at fair value through profit or loss and are valued using a discounted cash flow methodology.

Investments under construction are valued using either a discounted cash flow methodology or cost, depending on the Directors' judgement and the stage of construction at the reporting date. Under the discounted cash flow methodology, a risk premium is added to the discount rate to reflect the additional risk during the construction phase. The construction risk premium reduces over time as the project progresses through its construction programme, reflecting the significant reduction in risk once the project reaches the operational stage.

Investments under development are valued at cost (where the cost of the investment is used as an appropriate approximation of fair value), unless the Directors' determine that a market valuation approach is more appropriate. Where development projects have met predefined development lifecycle milestones and there is an active market with a sufficient number of comparable market transactions available, the Directors' will use the market valuation approach to value the project.

At 31 December 2021, there were no investments under construction (2020: one) valued using a discounted cash flow methodology. Two investments under development (2020: one) were valued using a market valuation and six (2020: four) were valued at cost.

Discount rates

The discount rate used for valuing the renewable infrastructure investment is based on both the industry discount rate and on the specific circumstances of the project. The risk premium takes into account risks and opportunities associated with the investment earnings.

Each investment uses a specific discount rate. The weighted average valuation discount rate applied to the investment of the Partnership held is the calculation of the portfolio valuation as follows:

Discount rate	31 Dec 2021	31 Dec 2020
Discount rate	7.75%	8.27%

A change to the discount rate by plus or minus 0.25% has the following effect on the valuation:

Discount rate	+0.25% change \$m	-0.25% change \$m
Fair value at 31 December 2021	(43.9)	51.3
Fair value - percentage movement	-2.5%	2.9%
Fair value at 31 December 2020	(33.1)	39.2
Fair value - percentage movement	-2.2%	2.6%

Cubico Sustainable Investments Holdings 2, LP

Notes to the financial statements (continued)

4. Significant accounting judgements, estimates and assumptions (continued)

(ii) Key estimates and assumptions – Investments held at fair value through profit or loss (continued)

Power prices

The majority of Cubico's current portfolio-level revenue is contracted, based on fixed price Power Purchase Agreements ('PPA'), Feed-in-tariffs ('FIT') and green certificates currently in place. At the end of the contracted term, the discounted cash flow models revert to the merchant power price forecast.

Power price forecasts are based on the base case assumptions from the valuation date and throughout the operating life of the investment. The base case power pricing is based on the current forecast real price reference curve data provided by a leading power price forecaster, adjusted to reflect the value the market will place on such generation in an arm's length transaction.

A change in the forecasted merchant power price by minus 50% at the project company level has the following effect on the valuation:

Merchant power prices	-50.0% change \$m
Fair value at 31 December 2021	(466.7)
Fair value - percentage movement	-26.6%
Fair value at 31 December 2020	(408.3)
Fair value - percentage movement	-26.9%

Energy generation

The aggregate energy generation yield represents the expected average annual production for the projects in normal operating environment and average weather conditions (known as the P50 Base Case). The energy yield budgets are updated periodically using current industry methodology and incorporate technical analysis of site specific variables (including topography, historical weather patterns and the associated production history where available), equipment capacity and efficiency, grid capacity and availability, and any operating restrictions.

The table below illustrates the effect on the valuation of assuming a P90 (a downside case) energy production scenario. A P90 downside case assumes the average annual level of electricity generation that has a 90% probability of being exceeded over the life of each asset.

Energy generation	P90 change \$m
Fair value at 31 December 2021	(281.7)
Fair value - percentage movement	-16.0%
Fair value at 31 December 2020	(290.3)
Fair value - percentage movement	-19.1%

Cubico Sustainable Investments Holdings 2, LP

Notes to the financial statements (continued)

4. Significant accounting judgements, estimates and assumptions (continued)

(ii) Key estimates and assumptions - Investments held at fair value through profit or loss (continued)

Long-term inflation

The table below shows the sensitivity of the valuation to changes in long-term inflation by minus 1.0% at the project company level:

Long-term inflation	-1.0% change \$m
Fair value at 31 December 2021	(115.7)
Fair value - percentage movement	-6.6%
Fair value at 31 December 2020	(132.3)
Fair value - percentage movement	-8.7%

5. Independent auditors' remuneration

Independent auditors' remuneration has been paid by Cubico Sustainable Investments Limited on behalf of all Group companies.

	Year ended 31 Dec 2021 \$'000	Year ended 31 Dec 2020 \$'000
Fees payable to the Partnership's auditors for the audit of the Partnership's financial statements	14	13
Total independent auditors' remuneration	14	13

6. Employees

The Partnership had no employees in the current financial year (2020: nil).

7. Investments at fair value through profit or loss

The following table shows the movement in the investments during the year:

	2021 \$'000	2020 \$'000
Balance at 1 January	1,521,193	1,396,164
Investments acquired during the year	204,269	80,505
Distributions received	(77,499)	(151,498)
Gain on investment held at fair value	133,762	196,022
Balance at 31 December	1,781,725	1,521,193

The cost of investments are funded by the Limited partners through capital contributions.

Distributions received represent repayment of shareholder loan interest and principal from subsidiaries. Shareholder loans are intended to provide subsidiaries with a long-term source of additional capital and are accounted for as an investment in the subsidiary. Therefore, the repayment of interest and principal is included in the movement in investments at fair value through profit and loss.

Cubico Sustainable Investments Holdings 2, LP

Notes to the financial statements (continued)

7. Investment at fair value through profit or loss (continued)

Subsidiaries

Subsidiary at 31 December 2021 and the Limited Partnership's percentage of share capital (to the nearest whole number) are set out below:

	Address of the registered office	Principal Activity	Class of Shares	Holding 31 Dec 2021	Holding 31 Dec 2020
Cubico Sustainable Investments Holdings Limited	70 St Mary Axe, London, England, EC3A 8BE	Holding Company	Ordinary	100%	100%
Cubico USA Solar Holdings I, LLC	251 Little Falls Drive, Wilmington, Delaware 19808, County of New Castle	Holding Company	Ordinary	100%	100%
Cubico USA Solar Holdings II, LLC	251 Little Falls Drive, Wilmington, Delaware 19808, County of New Castle	Holding Company	Ordinary	100%	100%
Cubico USA Solar Holdings III, LLC	251 Little Falls Drive, Wilmington, Delaware 19808, County of New Castle	Holding Company	Ordinary	100%	-
Cubico USA Wind Holdings I, LLC	251 Little Falls Drive, Wilmington, Delaware 19808, County of New Castle	Holding Company	Ordinary	100%	100%
White Wind Project No 1 Pty Limited	Level 2, 1024 Ann Street, Fortitude Valley Queensland 4006, Australia	Production of electricity	Ordinary	100%	100%
Delburn Wind Farm Pty Ltd	Level 13, Freshwater Place, 2 Southbank Boulevard, Southbank, VIC 3006, Australia	Production of electricity	Ordinary	10%	10%
Cubico Wambo Holding Pty Ltd	Level 38, Tower Three, International Towers Sydney, 300 Barangaroo Avenue, NSW, 2000 Australia	Production of electricity	Ordinary	100%	-

Refer to Appendix 1 for a list of indirectly held subsidiaries.

8. Operating costs

The operating profit from continuing operations is stated after charging:

	Year ended 31 Dec 2021 \$'000	Year ended 31 Dec 2020 \$'000
Transaction costs	111	983

Cubico Sustainable Investments Holdings 2, LP

Notes to the financial statements (continued)

9. Creditors – amounts falling due within one year

	31 Dec 2021 \$'000	31 Dec 2020 \$'000
Amounts owed to related party	25,349	984
Total amounts falling due within one year	25,349	984

Amounts owed to related party, Cubico Sustainable Investments Limited and Cubico USA, LLC are interest free and repayable on demand.

Due to the short-term nature of the current payables, their carrying value is assumed to approximate their fair value.

10. Contingent liabilities and contingent assets

The Partnership had no contingent liabilities or contingent assets at 31 December 2021 (2020: nil).

11. Events occurring after the reporting period

On 8 March 2022, the Group completed the refinancing of its multi-currency bank loan facility with a new three year facility, which bears interest at the applicable interbank lending rate (EUR or AUD) or the risk free rate plus applicable credit adjustment spread (USD or GBP), plus a base margin of 1.55% per annum. The total committed facility of \$700 million comprises \$300 million cash and \$400 million letter of credit facilities.

These events arose after the reporting period and are considered non-adjusting events. There are no other post balance sheet events requiring disclosure in the financial statements.

Cubico Sustainable Investments Holdings 2, LP

Notes to the financial statements (continued)

12. Net assets attributable to the partners

The table below gives details about the partners' capital since inception

	31 Dec 2021		
	General Partner \$'000	Limited Partners \$'000	Total \$'000
Committed capital	-	-	-
Cumulative capital contributions	-	1,591,590	1,591,590
Cumulative net capital contributions	-	1,591,590	1,591,590
Cumulative net unrealised gains	8	164,778	164,786
Total net assets attributable to partners	8	1,756,368	1,756,376

	31 Dec 2020		
	General Partner \$'000	Limited Partners \$'000	Total \$'000
Committed capital	-	-	-
Cumulative capital contributions	-	1,489,074	1,489,074
Cumulative net capital contributions	-	1,489,074	1,489,074
Cumulative net unrealised gains	1	31,134	31,135
Total net assets attributable to partners	1	1,520,208	1,520,209

13. Risk management

(a) Capital management

The capital of the Partnership is represented by the net assets attributable to the partners. The Partnership's objective when managing the capital is to safeguard the ability to continue as a going concern in order to provide returns for partners and to maintain a strong capital base to support the development of the investment activities of the Partnership.

The General Partner monitors capital on the basis of the value of net assets attributable to the partners.

(b) Financial risk management

The Partnership's financial liabilities comprise amounts owed to a related party (note 9) which arise directly from its operations. The main purpose of these financial instruments is to manage short-term cash flow and provide finance for the Partnership's operations.

The main risk that could adversely affect the Partnership's financial liabilities or future cash flows is liquidity risk.

Cubico Sustainable Investments Holdings 2, LP

Notes to the financial statements (continued)

13. Risk management (continued)

(c) Liquidity risk

The Partnership has a liquidity risk arising from the ability to fund its liabilities and project commitments.

This risk is managed by ensuring that the Partnership has sufficient funds to meet those commitments by monitoring the expected total cash inflows and outflows on a continuous basis.

The table below analysis the Partnership's non-derivative financial liabilities into relevant maturity groupings based on the remaining period at the balance sheet date to the contractual maturity date.

	Due within one (1) year \$'000	Due later than one (1) year but within five (5) years \$'000	Due later than five (5) years \$'000	Total \$'000
As at 31 December 2021				
<i>Non-derivative financial liabilities</i>				
Amounts owed to related party (note 9)	25,349	-	-	25,349
Total	25,349	-	-	25,349

	Due within one (1) year \$'000	Due later than one (1) year but within five (5) years \$'000	Due later than five (5) years \$'000	Total \$'000
As at 31 December 2020				
<i>Non-derivative financial liabilities</i>				
Amounts owed to related party (note 9)	984	-	-	984
Total	984	-	-	984

(d) Disclosure of fair values

The Partners believe that the carrying values of all financial instruments are not materially different to their fair values.

The Partnership uses the following hierarchy for determining and disclosing the fair value of assets and liabilities by valuation technique.

Level 1: quoted (unadjusted) prices in active markets for identical assets or liabilities.

Level 2: other techniques for which all inputs which have a significant effect on the recorded fair value are observable, either directly or indirectly; and

Level 3: techniques which use inputs which have a significant effect on the recorded fair value that are not based on observable market data.

Cubico Sustainable Investments Holdings 2, LP

Notes to the financial statements (continued)

13. Risk management (continued)

(d) Disclosure of fair values (continued)

As at 31 December 2021				
	Level 1 \$000	Level 2 \$000	Level 3 \$000	Total \$000
Investment at fair value through profit or loss	-	-	1,781,725	1,781,725
Total	-	-	1,781,725	1,781,725

As at 31 December 2020				
	Level 1 \$000	Level 2 \$000	Level 3 \$000	Total \$000
Investment at fair value through profit or loss	101,985	-	1,419,208	1,521,193
Total	101,985	-	1,419,208	1,521,193

14. Financial Instruments

	31 Dec 2021 \$'000	31 Dec 2020 \$'000
Financial liabilities measured at amortised cost		
Amounts owed to related parties (note 9)	25,349	984
Total	25,349	984

15. Related party transactions

(a) Subsidiaries

Interests in subsidiaries is set out in note 7.

(b) Outstanding balances arising on transactions with other related parties

	31 Dec 2021 \$'000	31 Dec 2020 \$'000
Amounts owed to related parties (note 9)	25,349	984
Total	25,349	984

Amounts owed to related parties arise from outstanding trade payables due under normal terms and conditions.

Cubico Sustainable Investments Holdings 2, LP

Appendix 1

Subsidiaries at 31 December, and the Limited Partnership's economic interest (to the nearest whole number) are set out below. Those held directly by the Limited Partnership are marked with an asterisk (*).

	Country	Address of the registered office	Principal Activity	Holding 31 Dec 2021	Holding 31 Dec 2020
Cubico Sustainable Investments Holdings Limited*	United Kingdom	70 St Mary Axe, London, United Kingdom, EC3A 8BE	Holding company	100%	100%
Cubico Sustainable Investments Limited	United Kingdom	70 St Mary Axe, London, United Kingdom, EC3A 8BE	Holding company	100%	100%
Cubico Holdings (UK) Limited	United Kingdom	70 St Mary Axe, London, United Kingdom, EC3A 8BE	Holding company	100%	100%
Cubico Holdings (UK) 2 Limited	United Kingdom	70 St Mary Axe, London, United Kingdom, EC3A 8BE	Holding company	51%	51%
Cubico Holdings (UK) 3 Limited	United Kingdom	70 St Mary Axe, London, United Kingdom, EC3A 8BE	Holding company	-	100%
Cubico Holdings (UK) 4 Limited	United Kingdom	70 St Mary Axe, London, United Kingdom, EC3A 8BE	Holding company	-	100%
Cubico Brazil Holdings UK Limited	United Kingdom	70 St Mary Axe, London, United Kingdom, EC3A 8BE	Holding company	100%	100%
Cubico Ridgewind Operations Limited	United Kingdom	70 St Mary Axe, London, United Kingdom, EC3A 8BE	Holding company	-	100%
Broxted Solar Co Limited	United Kingdom	70 St Mary Axe, London, United Kingdom, EC3A 8BE	Production of electricity	51%	51%
Middlewick Wind Farm Limited	United Kingdom	70 St Mary Axe, London, United Kingdom, EC3A 8BE	Production of electricity	51%	51%
Wandylaw Wind Farm Limited	United Kingdom	70 St Mary Axe, London, United Kingdom, EC3A 8BE	Production of electricity	51%	51%
Hadlow Solar Park Limited	United Kingdom	70 St Mary Axe, London, United Kingdom, EC3A 8BE	Production of electricity	51%	51%
Wisbech Solar Farm Ltd	United Kingdom	70 St Mary Axe, London, United Kingdom, EC3A 8BE	Production of electricity	51%	51%
Overton Solar Farm Ltd	United Kingdom	70 St Mary Axe, London, United Kingdom, EC3A 8BE	Production of electricity	51%	51%
Grantham Solar Farm Ltd	United Kingdom	70 St Mary Axe, London, United Kingdom, EC3A 8BE	Production of electricity	51%	51%
Bake Farm Solar Park Limited	United Kingdom	70 St Mary Axe, London, United Kingdom, EC3A 8BE	Production of electricity	51%	51%
Britford Solar Connection Limited	United Kingdom	70 St Mary Axe, London, United Kingdom, EC3A 8BE	Grid connection	25.5%	25.5%
BWE (5) Limited	United Kingdom	Saltire Court, 20 Castle Terrace, Edinburgh, Scotland, EH1 2EG	Production of electricity	51%	51%
Solar Connections (New Mains of Guynd) Ltd	United Kingdom	Saltire Court, 20 Castle Terrace, Edinburgh, Scotland, EH1 2EG	Grid connection	25.5%	25.5%
Newlands Farm Solar Park Limited	United Kingdom	70 St Mary Axe, London, United Kingdom, EC3A 8BE	Production of electricity	51%	51%

Cubico Sustainable Investments Holdings 2, LP

Barton Close Farm Solar Park Limited	United Kingdom	70 St Mary Axe, London, United Kingdom, EC3A 8BE	Production of electricity	51%	51%
Southfield Farm Solar Park Limited	United Kingdom	70 St Mary Axe, London, United Kingdom, EC3A 8BE	Production of electricity	51%	51%
BWE (7) Limited	United Kingdom	Saltire Court, 20 Castle Terrace, Edinburgh, Scotland, EH1 2EG	Production of electricity	51%	51%
Owls Hatch Solar Park Limited	United Kingdom	70 St Mary Axe, London, United Kingdom, EC3A 8BE	Production of electricity	51%	51%
Owl's Hatch Solar Holdings Limited	United Kingdom	70 St Mary Axe, London, United Kingdom, EC3A 8BE	Production of electricity	51%	51%
Penmanshiel Energy Limited	United Kingdom	70 St Mary Axe, London, United Kingdom, EC3A 8BE	Production of electricity	51%	51%
Chiplow Wind Farm Limited	United Kingdom	70 St Mary Axe, London, United Kingdom, EC3A 8BE	Production of electricity	51%	51%
Kelmarsh Wind Farm Limited	United Kingdom	70 St Mary Axe, London, United Kingdom, EC3A 8BE	Production of electricity	51%	51%
Winwick Wind Farm Limited	United Kingdom	70 St Mary Axe, London, United Kingdom, EC3A 8BE	Production of electricity	51%	51%
Peel Cubico Renewables Limited	United Kingdom	70 St Mary Axe, London, United Kingdom, EC3A 8BE	Production of electricity	50%	-
Cordal Windfarm Holdings Limited	Ireland	Unit C Building 4200, Cork Airport Business Park, Cork, Ireland	Holding company	-	100%
Cordal Windfarms Limited	Ireland	Unit C Building 4200, Cork Airport Business Park, Cork, Ireland	Production of electricity	-	100%
Oak Energy Supply Limited	Ireland	Unit C Building 4200, Cork Airport Business Park, Cork, Ireland	Electricity supply	-	100%
Cubico Sustainable Investments Italy S.r.l. (merged with Cubico Arca S.r.l.)	Italy	Via Manzoni n. 43, 20121 (Milan)	Holding Company	100%	100%
Cubico Diana S.r.l.	Italy	Via Manzoni n. 43, 20121 (Milan)	Holding Company	100%	100%
Eolsiponto S.r.l.	Italy	Via Manzoni n. 43, 01221 (Milan)	Production of electricity	100%	100%
Compagnia Generale Investimenti - Cogein S.r.l.	Italy	Via Manzoni n. 43, 20121 (Milan)	Production of electricity	100%	100%
C&C Lucania S.r.l.	Italy	Via Manzoni n. 43, 20121 (Milan)	Production of electricity	100%	100%
Cubico Arca 2 S.r.l.	Italy	Via Manzoni n. 43, 20121 (Milan)	Holding company	100%	100%
Cubico Arca 3 S.r.l.	Italy	Via Manzoni n. 43, 20121 (Milan)	Holding company	100%	100%

Cubico Sustainable Investments Holdings 2, LP

ASI Torchiarolo FV S.r.l.	Italy	Via Manzoni n. 43, 20121 (Milan)	Production of electricity	100%	100%
ASI Cellino San Marco FV S.r.l.	Italy	Via Manzoni n. 43, 20121 (Milan)	Production of electricity	100%	100%
Fontesol S.r.l.	Italy	Via Manzoni n. 43, 20121 (Milan)	Production of electricity	100%	100%
ASI Frosinone S.r.l.	Italy	Via Manzoni n. 43, 20121 (Milan)	Production of electricity	100%	100%
Ecosicily S.r.l.	Italy	Via Manzoni n. 43, 20121 (Milan)	Production of electricity	100%	100%
Zisa S.r.l.	Italy	Via Manzoni n. 43, 20121 (Milan)	Production of electricity	100%	100%
Impianto Alpha S.r.l.	Italy	Via Manzoni n. 43, 20121 (Milan)	Production of electricity	100%	100%
SR10 S.r.l.	Italy	Via Manzoni n. 43, 20121 (Milan)	Production of electricity	100%	100%
SR11 S.r.l.	Italy	Via Manzoni n. 43, 20121 (Milan)	Production of electricity	100%	100%
Solar Park Luparello S.r.l.	Italy	Via Manzoni n. 43, 20121 (Milan)	Production of electricity	100%	100%
Cubico Wind S.r.l.	Italy	Via Orefici n. 2, 20123 (Milan)	Holding company	100%	100%
Solaris Renewables I S.r.l.	Italy	Via Orefici n. 2, 20123 (Milan)	Production of electricity	100%	100%
Solaris Renewables II S.r.l.	Italy	Via Orefici n. 2, 20123 (Milan)	Production of electricity	100%	100%
Solaris Renewables III S.r.l.	Italy	Via Orefici n. 2, 20123 (Milan)	Production of electricity	100%	100%
Toretta Wind S.r.l.	Italy	Via Orefici n. 2, 20123 (Milan)	Production of electricity	100%	100%
Bisaccia Wind S.r.l.	Italy	Via Orefici n. 2, 20123 (Milan)	Production of electricity	100%	100%
Raggio di Puglia 2 S.r.l.	Italy	Via della Mercedes n.11, Roma	Production of electricity	100%	-
GIT Fiori di Italia S.r.l.	Italy	Via della Mercedes n.11, Roma	Production of electricity	100%	-
GIT Notte di Italia S.r.l.	Italy	Via della Mercedes n.11, Roma	Production of electricity	100%	-
GIT Nuvola di Italia S.r.l.	Italy	Via della Mercedes n.11, Roma	Production of electricity	100%	-

Cubico Sustainable Investments Holdings 2, LP

GIT Laterza S.r.l.	Italy	Via della Mercede n.11, Roma	Production of electricity	100%	-
GIT Sole di Italia S.r.l.	Italy	Via della Mercede n.11, Roma	Production of electricity	100%	-
GIT Luce di Italia S.r.l.	Italy	Via della Mercede n.11, Roma	Production of electricity	100%	-
GIT Stella di Italia S.r.l.	Italy	Via della Mercede n.11, Roma	Production of electricity	100%	-
GIT Terra di Italia S.r.l.	Italy	Via della Mercede n.11, Roma	Production of electricity	100%	-
Cubico Sustainable Investments Greece Single Member S.A.	Greece	3-5 Menandrou Street, Kifissia, 14561, Greece	Business support	100%	100%
Eoliki Zaraka Rachi Gkioni Single Member S.A.	Greece	3-5 Menandrou Street, Kifissia 14561, Greece	Production of electricity	100%	100%
K-Wind Kitheronas Energy S.A.	Greece	19th km Markopoulou Avenue, Peania 19 002, Attica, Greece	Production of electricity	100%	100%
Aioliki Panachaikou Societe Anonyme	Greece	59-61 Agiou Konstantinou Street, Marousi 151 24, Greece	Production of electricity	100%	-
Cubico France, SAS	France	Hangar 15 Quai des Chartrons 33300 Bordeaux	Business support	100%	100%
Parc Eolien de la Vallee du Paradis Cascatel, SAS	France	Hangar 15 Quai des Chartrons 33300 Bordeaux	Production of electricity	100%	100%
ENR Ouest Aveyron, S.A.S	France	Hangar 15 Quai des Chartrons 33300 Bordeaux	Production of electricity	100%	-
Cubico Sustainable Investments Spain, S.L.	Spain	Calle Orense 34, planta 5, 28020, Madrid	Holding company	100%	100%
Cubico Portugal Holdings Spain, S.L.	Spain	Calle Orense 34, planta 5, 28020, Madrid	Holding company	100%	100%
Parques Eolicos de Villanueva, S.L.	Spain	Calle Orense 34, planta 5, 28020, Madrid	Production of electricity	95%	95%
Infraestructuras Ayora, S.L	Spain	Avenida de Europa 10, 28108 Madrid, Spain	Grid connection	15.28%	15.28%
Infraestructuras Villanueva, S.L	Spain	Paseo de la Castellana 91, 11th floor, 28046 Madrid, Spain	Grid connection	59.47%	59.47%
Andasol-1 Central Termosolar Uno, S.L. (merged with Cubico Andasol Spain Holding 1 S.L.)	Spain	Autovia A-92, salida 307, 18154 Aldeire Granada	Production of electricity	100%	100%
Andasol-2 Central Termosolar Dos, S.L.	Spain	Autovia A-92, salida 307, 18154 Aldeire Granada	Production of electricity	100%	100%

Cubico Sustainable Investments Holdings 2, LP

(merged with Cubico Andasol Spain Holding 2 S.L.)					
Sistema Eléctrico de Conexión Huéneja, S.L.	Spain	Calle Orense 34, planta 5, 28020, Madrid	Grid connection	19.07%	19.07%
Andasol Almacenamiento GNL, A.I.E.	Spain	Calle Orense 34, planta 5, 28020, Madrid Fdian	Grid connection	100%	100%
Comunidad de Vertidos Andasol-1 y Andasol-2	Spain	Calle Orense 34, planta 5, 28020, Madrid	Grid connection	100%	100%
Luzentia Promoción y Mantenimiento Renovable, S.A.	Spain	Calle Orense 34, planta 5, 28020, Madrid	Production of electricity	100%	100%
Arenales Solar PS, S.L.	Spain	Calle Orense 34, planta 5, 28020, Madrid	Production of electricity	100%	100%
Grupo T-Solar Global, S.A.	Spain	Calle Orense 34, planta 5, 28020, Madrid	Production of electricity	100%	-
T-Solar Global Operating Assets, S.L.	Spain	Calle Orense 34, planta 5, 28020, Madrid	Production of electricity	100%	-
GTS Olivenza Termosolar, S.L.U.	Spain	Calle Orense 34, planta 5, 28020, Madrid	Production of electricity	100%	-
GTS Termosolar Morón, S.L.U.	Spain	Calle Orense 34, planta 5, 28020, Madrid	Production of electricity	100%	-
Tuin Zonne Origen, S.A.U.	Spain	Calle Orense 34, planta 5, 28020, Madrid	Production of electricity	100%	-
Pentasolar, S.L.U.	Spain	Calle Orense 34, planta 5, 28020, Madrid	Production of electricity	100%	-
Elduayen Fotovoltaica, S.L.U.	Spain	Calle Orense 34, planta 5, 28020, Madrid	Production of electricity	100%	-
Pensolar Pozocañada, S.L.U.	Spain	Calle Orense 34, planta 5, 28020, Madrid	Production of electricity	100%	-
Pensolar Pozohondo, S.L.U.	Spain	Calle Orense 34, planta 5, 28020, Madrid	Production of electricity	100%	-
Granada Solar Energias Renovables, S.L.U.	Spain	Calle Orense 34, planta 5, 28020, Madrid	Production of electricity	100%	-
Tuin Zonne Medina, S.L.U.	Spain	Calle Orense 34, planta 5, 28020, Madrid	Production of electricity	100%	-
Parque Solar Huerto Son Falconer, S.L.U.	Spain	Calle Orense 34, planta 5, 28020, Madrid	Production of electricity	100%	-
Aspa Energia Renovables, S.L.U.	Spain	Calle Orense 34, planta 5, 28020, Madrid	Production of electricity	100%	-

Cubico Sustainable Investments Holdings 2, LP

Tuin Zonne Veguilla, S.L.U.	Spain	Calle Orense 34, planta 5, 28020, Madrid	Production of electricity	100%	-
TZ Alcolea Lancha S.L.U.	Spain	Calle Orense 34, planta 5, 28020, Madrid	Production of electricity	100%	-
TZ Morita, S.L.U.	Spain	Calle Orense 34, planta 5, 28020, Madrid	Production of electricity	100%	-
TZ El Carpio, S.L.U.	Spain	Calle Orense 34, planta 5, 28020, Madrid	Production of electricity	100%	-
TZ Buenavista, S.L.U.	Spain	Calle Orense 34, planta 5, 28020, Madrid	Production of electricity	100%	-
TZ Castillo De Alcolea, S.L.U.	Spain	Calle Orense 34, planta 5, 28020, Madrid	Production of electricity	100%	-
Tuin Zonne Los Mochuelos, S.L.U.	Spain	Calle Orense 34, planta 5, 28020, Madrid	Production of electricity	100%	-
TZ La Poza, S.L.U.	Spain	Calle Orense 34, planta 5, 28020, Madrid	Production of electricity	100%	-
Tuin Zonne Archidona I, S.L.U.	Spain	Calle Orense 34, planta 5, 28020, Madrid	Production of electricity	100%	-
Borealis Solar, S.L.U.	Spain	Calle Orense 34, planta 5, 28020, Madrid	Production of electricity	100%	-
European Sun Park Arnedo, S.L.U.	Spain	Calle Orense 34, planta 5, 28020, Madrid	Production of electricity	100%	-
Windmill Fotovoltaica, S.L.U.	Spain	Calle Orense 34, planta 5, 28020, Madrid	Production of electricity	100%	-
T-Solar EquityCo, S.L.U.	Spain	Calle Orense 34, planta 5, 28020, Madrid	Production of electricity	100%	-
Tuin Zonne Solar S.L.U.	Spain	Calle Orense 34, planta 5, 28020, Madrid	Production of electricity	100%	-
Tsolar Autonoma, S.L.U.	Spain	Calle Orense 34, planta 5, 28020, Madrid	Production of electricity	100%	-
Windmill Energie Alicante 1.2, S.L.U.	Spain	Calle Orense 34, planta 5, 28020, Madrid	Production of electricity	100%	-
Windmill Energie Alicante 1.3, S.L.U.	Spain	Calle Orense 34, planta 5, 28020, Madrid	Production of electricity	100%	-
Windmill Energie Alicante 1.4, S.L.U.	Spain	Calle Orense 34, planta 5, 28020, Madrid	Production of electricity	100%	-
Parque Solar Saelices, S.L.U.	Spain	Calle Orense 34, planta 5, 28020, Madrid	Production of electricity	100%	-
Global Surya S.L.U.	Spain	Calle Orense 34, planta 5, 28020, Madrid	Production of electricity	100%	-

Cubico Sustainable Investments Holdings 2, LP

Ortosol Energía 1, S.L.U.	Spain	Calle Orense 34, planta 5, 28020, Madrid	Production of electricity	100%	-
Ortosolar Promotor de Energías Renovables, S.L.U.	Spain	Calle Orense 34, planta 5, 28020, Madrid	Production of electricity	100%	-
Tz Almodovar Del Rio, S.L.U.	Spain	Calle Orense 34, planta 5, 28020, Madrid	Production of electricity	100%	-
Yeguas Altas, S.L.U.	Spain	Calle Orense 34, planta 5, 28020, Madrid	Production of electricity	100%	-
Solfuture Gestion, S.L.U.	Spain	Calle Orense 34, planta 5, 28020, Madrid	Production of electricity	100%	-
Glicinia Instalaciones Fotovoltaicas, S.L.U.	Spain	Calle Orense 34, planta 5, 28020, Madrid	Production of electricity	100%	-
Arce Instalaciones Fotovoltaicas, S.L.U.	Spain	Calle Orense 34, planta 5, 28020, Madrid	Production of electricity	100%	-
El Carneril, S.L.	Spain	Calle Orense 34, planta 5, 28020, Madrid	Production of electricity	100%	-
Acacia Energía, S.L.U.	Spain	Calle Orense 34, planta 5, 28020, Madrid	Production of electricity	100%	-
Asolar Activos Fotovoltaicos, S.L.U.	Spain	Calle Orense 34, planta 5, 28020, Madrid	Production of electricity	100%	-
Arcesolar Energía, S.L.U.	Spain	Calle Orense 34, planta 5, 28020, Madrid	Production of electricity	100%	-
T-Solar Energía FV, S.L.U.	Spain	Calle Orense 34, planta 5, 28020, Madrid	Production of electricity	100%	-
TZ Arxiduna Solar, S.L.U.	Spain	Calle Orense 34, planta 5, 28020, Madrid	Production of electricity	100%	-
VF Renovables 17, S.L.U.	Spain	Calle Orense 34, planta 5, 28020, Madrid	Production of electricity	100%	-
VF Renovables 18, S.L.U.	Spain	Calle Orense 34, planta 5, 28020, Madrid	Production of electricity	100%	-
Covasolar Instalaciones, S.L.U.	Spain	Calle Orense 34, planta 5, 28020, Madrid	Production of electricity	100%	-
Global Activos Fotovoltaicos, S.L.U.	Spain	Calle Orense 34, planta 5, 28020, Madrid	Production of electricity	100%	-
Álamo Energía, S.L.	Spain	Calle Orense 34, planta 5, 28020, Madrid	Production of electricity	50%	-
Carpe Desarrollos, S.L.	Spain	Calle Orense 34, planta 5, 28020, Madrid	Production of electricity	50%	-
Fresno Energía, S.L.	Spain	Calle Orense 34, planta 5, 28020, Madrid	Production of electricity	50%	-

Cubico Sustainable Investments Holdings 2, LP

Abedul Energía, S.L.	Spain	Calle Orense 34, planta 5, 28020, Madrid	Production of electricity	50%	-
Ciprés Energía, S.L.	Spain	Calle Orense 34, planta 5, 28020, Madrid	Production of electricity	50%	-
Ciudad Rodrigo, S.L.	Spain	Calle Orense 34, planta 5, 28020, Madrid	Production of electricity	50%	-
Lacovia Investments, S.L.	Spain	Calle Orense 34, planta 5, 28020, Madrid	Production of electricity	50%	-
T-Solar Luxemburg GP SARL	Luxemburg	Rue Edward Steichen 14, 2540, Luxembourg	Holding company	100%	-
T-Solar Luxemburg Holdco 1, SCA	Luxemburg	Rue Edward Steichen 14, 2540, Luxembourg	Holding company	100%	-
T-Solar Luxemburg Holdco 2, SARL	Luxemburg	Rue Edward Steichen 14, 2540, Luxembourg	Holding company	100%	-
T-Solar Finance, S.A.	Luxemburg	Rue Edward Steichen 14, 2540, Luxembourg	Holding company	100%	-
CSNSP 451, S.A. (Unipessoal Lta)	Portugal	Beloura Office Park, Building 7 – 1 st floor, 2710-693 Sintra, Lisbon, Portugal	Production of electricity	100%	100%
Cubico Portugal Solar Holdings S.A.	Portugal	Beloura Office Park, Building 7 – 1 st floor, 2710-693 Sintra, Lisbon, Portugal	Holding company	100%	100%
CEF Energia Iberica, S.A.	Portugal	Beloura Office Park, Building 7 – 1 st floor, 2710-693 Sintra, Lisbon, Portugal	Production of electricity	100%	100%
Cubico Sustainable Investments Australia Pty Ltd	Australia	KPMG (SYDNEY) Tower 3 International Towers Sydney, Level 38, 300 Barangaroo Avenue Sydney, NSW 2000, Australia	Business support	100%	100%
White Wind Project No 1 Pty Limited*	Australia	Level 2, 1024 Ann Street, Fortitude Valley Queensland 4006, Australia	Production of electricity	100%	100%
Delburn Wind Farm Pty Ltd*	Australia	Level 13, Freshwater Place, 2 Southbank Boulevard, Southbank, VIC 3006, Australia	Production of electricity	10%	10%
Cubico Wambo Holding Pty*	Australia	Level 38, Tower Three, International Towers Sydney, 300 Barangaroo Avenue, NSW, 2000 Australia	Production of electricity	100%	-
Cubico Brazil S.A.	Brazil	Brazi Alameda Santos, 2300, 6º Andar, Conjunto 61, Vila Olimpia, São Paulo/SO, Brazil CEP: 01418-2001	Holding company	100%	100%
Santos Energia Participações S.A.	Brazil	Av. Senador Virgílio Távora, nº 1701, sala 1304, CEP: 60170-079 Fortaleza/CE, Brazil	Holding company	-	100%
Central Eolica Santo Anotonio de Padua S.A.	Brazil	Sítio Mundês S/N, Zona Rural, CEP: 62.690-000, Trairi/CE, Brazil	Production of electricity	-	100%

Cubico Sustainable Investments Holdings 2, LP

Central Eolica Sao Cristavao S.A.	Brazil	Sítio Curimãs S/N, Zona Rural, CEP: 62.690-000, Trairi/CE, Brazil	Production of electricity	-	100%
Central Eolica Sao Jorge S.A.	Brazil	Praia do Guajiru S/N, Zona Rural, CEP: 62.690-000, Trairi/CE, Brazil	Production of electricity	-	100%
MS Geração de Energia e Participações S.A.	Brazil	Av. Senador Virgílio Távora, nº 1701, sala 1306, CEP: 60170-079 Fortaleza/CE, Brazil	Holding company	-	100%
Eólica Embraca Geração e Comercialização de Energia S.A.	Brazil	Fazenda Timbauba, s/n, Zona Rural, Trairi/CE, CEP: 62.690-000, Brazil	Production of electricity	-	100%
Eólica Mar e terra Geração e Comercialização de Energia S.A.	Brazil	Fazenda Mar e Terra Papaiz I, s/n, Zona Rural, Areia Branca/RN; CEP: 59655-000, Brazil	Production of electricity	-	100%
Eólica Bela Vista Geração e Comercialização de Energia S.A.	Brazil	Fazenda Bela Vista I, s/n, Mel de Baixo, Zona Rural, Areia Branca/RN, CEP: 59655-000, Brazil	Production of electricity	-	100%
Eólica Icarai Geração e Comercialização de Energia S.A.	Brazil	Ac Amontada, s/n, Zona Rural, Amontada/CE, CEP: 62540-000, Brazil	Production of electricity	-	100%
REB Empreendimentos e Administradora de Bens S.A.	Brazil	Av. Senador Virgílio Távora, nº 1701, sala 1303, CEP: 60170-079 Fortaleza/CE, Brazil	Holding company	100%	100%
EOL Vento Energias Renováveis S.A.	Brazil	Rua Ana Pernigotti, s/n, Sala 01, Bairro Bolaxa, Rio Grande/RS, CEP: 96217-010, Brazil	Production of electricity	100%	100%
EOL Brisa Energias Renováveis S.A.	Brazil	Rua Ana Pernigotti, s/n, Sala 01, Bairro Bolaxa, Rio Grande/RS, CEP: 96217-010, Brazil	Production of electricity	100%	100%
EOL Wind Energias Renováveis S.A.	Brazil	Rua Ana Pernigotti, s/n, Sala 01, Bairro Bolaxa, Rio Grande/RS, CEP: 96217-010, Brazil	Production of electricity	100%	100%
Ventos de São Tito Holding S.A.	Brazil	Av. Senador Virgílio Távora, nº 1701, sala 1305, CEP: 60170-079 Fortaleza/CE, Brazil	Holding company	100%	100%
Ventos de Santa Joana II Energias Renováveis S.A.	Brazil	Rod Dr. Mendel Steinbruch S/N - KM 08 sl 166, Distrito Industrial - Maracanaú/CE, Brazil	Production of electricity	100%	100%
Ventos de Santa Joana VI Energias Renováveis S.A.	Brazil	Rod Dr. Mendel Steinbruch S/N - KM 08 sl 167, Distrito Industrial - Maracanaú/CE, Brazil	Production of electricity	100%	100%
Ventos de Santa Joana XIV Energias Renováveis S.A.	Brazil	Rod Dr. Mendel Steinbruch S/N - KM 08 sl 169, Distrito Industrial - Maracanaú/CE, Brazil	Production of electricity	100%	100%

Cubico Sustainable Investments Holdings 2, LP

Ventos de Santa Joana VIII Energias Renovaveis S.A	Brazil	Rod Dr. Mendel Steinbruch S/N - KM 08 sl 168, Distrito Industrial - Maracanaú/CE, Brazil	Production of electricity	100%	100%
Ventos de Santo Onofre I Energias Renovaveis S.A	Brazil	Rod Dr. Mendel Steinbruch S/N - KM 08 sl 168, Distrito Industrial - Maracanaú/CE, Brazil	Production of electricity	100%	100%
Ventos de Santo Onofre II Energias Renovaveis S.A	Brazil	Rod Dr. Mendel Steinbruch S/N - KM 08 sl 168, Distrito Industrial - Maracanaú/CE, Brazil	Production of electricity	100%	100%
Ventos de Santo Onofre III Energias Renovaveis S.A	Brazil	Rod Dr. Mendel Steinbruch S/N - KM 08 sl 168, Distrito Industrial - Maracanaú/CE, Brazil	Production of electricity	100%	100%
Ventos de São Tomé Holding S.A.	Brazil	Av. Senador Virgílio Távora, nº 1701, sala 1305, CEP: 60170-079 Fortaleza/CE, Brazil	Holding company	100%	100%
Ventos de Santa Brigida I Energias Renovaveis S.A.	Brazil	Rod Dr. Mendel Steinbruch S/N - KM 08 sl 142, Distrito Industrial - Maracanaú/CE, Brazil	Production of electricity	100%	100%
Ventos de Santa Brigida II Energias Renovaveis S.A.	Brazil	Rod Dr. Mendel Steinbruch S/N - KM 08 sl 142, Distrito Industrial - Maracanaú/CE, Brazil	Production of electricity	100%	100%
Ventos de Santa Brigida III Energias Renovaveis S.A.	Brazil	Rod Dr. Mendel Steinbruch S/N - KM 08 sl 142, Distrito Industrial - Maracanaú/CE, Brazil	Production of electricity	100%	100%
Ventos de Santa Brigida IV Energias Renovaveis S.A.	Brazil	Rod Dr. Mendel Steinbruch S/N - KM 08 sl 142, Distrito Industrial - Maracanaú/CE, Brazil	Holding company	100%	100%
Ventos de Santa Brigida V Energias Renovaveis S.A.	Brazil	Rod Dr. Mendel Steinbruch S/N - KM 08 sl 142, Distrito Industrial - Maracanaú/CE, Brazil	Production of electricity	100%	100%
Ventos de Santa Brigida VI Energias Renovaveis S.A.	Brazil	Rod Dr. Mendel Steinbruch S/N - KM 08 sl 142, Distrito Industrial - Maracanaú/CE, Brazil	Production of electricity	100%	100%
Ventos de Santa Brigida VII Energias Renovaveis S.A.	Brazil	Rod Dr. Mendel Steinbruch S/N - KM 08 sl 142, Distrito Industrial - Maracanaú/CE, Brazil	Production of electricity	100%	100%
Caepecas Importacao e Comercio Atacadista de Pecas Ltda	Brazil	Sit Timoteo S/N, Galpão, Acesso Via BR 423 KM 118,5, Paranatama/PE, CEP: 55355-000	Operation support	100%	100%
Cubico Mexico, S. de R.L. de C.V.	Mexico	Calderón de la Barca No. 359 - 102, Polanco Reforma, Miguel Hidalgo, México, D.F. 11550	Business support	100%	100%
SM Carabina I S.A. de C.V.	Mexico	Calderón de la Barca No. 359 - 102, Polanco Reforma,	Production of electricity	100%	100%

Cubico Sustainable Investments Holdings 2, LP

		Miguel Hidalgo, México, D.F. 11550			
Parque Eólico La Carabina I S.A. de C.V.	Mexico	Calderón de la Barca No. 359 - 102, Polanco Reforma, Miguel Hidalgo, México, D.F. 11550	Production of electricity	90%	90%
SM Carabina II S.A. de C.V.	Mexico	Calderón de la Barca No. 359 - 102, Polanco Reforma, Miguel Hidalgo, México, D.F. 11550	Production of electricity	100%	100%
Parque Eólico La Carabina II, S.A.P.I. de C.V.	Mexico	Calderón de la Barca No. 359 - 102, Polanco Reforma, Miguel Hidalgo, México, D.F. 11550	Production of electricity	82%	82%
PE Mezquite S.A. de C.V.	Mexico	Calderón de la Barca No. 359 - 102, Polanco Reforma, Miguel Hidalgo, México, D.F. 11550	Production of electricity	100%	100%
Parque Eólico el Mezquite, S.A.P.I. de C.V.	Mexico	Calderón de la Barca No. 359 - 102, Polanco Reforma, Miguel Hidalgo, México, D.F. 11550	Production of electricity	97%	97%
Cubico Alten Aguascalientes Uno, S.A.	Mexico	Prolongacion Paseo de la Reforma No. 215 - 804, Paseo de las Lomas, Alvaro Obregon, Mexico, D.F. 01330	Production of electricity	70%	70%
Cubico Alten Aguascalientes Dos, S.A.	Mexico	Av. Prol. Paseo de la Reforma 115-804 Paseo de las Lomas 01330 México D.F.	Production of electricity	70%	70%
Energía Eólica de Mexico S.A de C.V.	Mexico	Calderón de la Barca No. 359 - 102, Polanco Reforma, Miguel Hidalgo, México, D.F. 11550	Holding company	50%	50%
Energía Renovable del Istmo S.A	Mexico	Calderón de la Barca No. 359 - 102, Polanco Reforma, Miguel Hidalgo, México, D.F. 11550	Production of electricity	100%	100%
Cubico Uruguay, S.A.	Uruguay	Avenida de las Américas 8200, esquina Quéguay - Parque Miramar, Canelónes (office No. 100-02), Montevideo, Uruguay	Business support	100%	100%
Polesine S.A.	Uruguay	Rambla Republica de Mejico 6517 oficina 104, Montevideo Uruguay	Production of electricity	40%	40%
Astidey S.A.	Uruguay	Avenida de las Américas 8200, esquina Queguay - Parque Miramar, Canelones (office No. 100-02), Montevideo, Uruguay	Production of electricity	100%	100%
Cubico Colombia, S.A.	Colombia	Carrera 11, No. 79 - 66, Bogotá, Colombia, Bogotá, Colombia	Business support	100%	100%
C2 Energia. S.A.	Colombia	Carrera 11, No. 79 - 66, Bogotá, Colombia, Bogotá, Colombia	Holding company	50%	50%
Caoba Inversiones, S.A.S.	Colombia	Carrera 11, No. 79 - 66, Bogotá, Colombia, Bogotá, Colombia	Electricity supply	49%	49%

Cubico Sustainable Investments Holdings 2, LP

Cubico USA, LLC	United States of America	2711 Centerville Road, Suite 400, Wilmington, Delaware, 19808, County of New Castle	Business support	100%	100%
Cubico USA Solar Holdings I, LLC*	United States of America	251 Little Falls Drive, Wilmington, Delaware 19808, County of New Castle	Holding company	100%	100%
Cubico USA Managing Member Solar I, LLC	United States of America	251 Little Falls Drive, Wilmington, Delaware 19808, County of New Castle	Holding company	100%	100%
Cubico USA Solar I, LLC	United States of America	251 Little Falls Drive, Wilmington, Delaware 19808, County of New Castle	Holding company	100%	100%
Cubico Palmetto Holdings, LLC	United States of America	251 Little Falls Drive, Wilmington, Delaware 19808, County of New Castle	Holding company	100%	100%
Cubico Palmetto Managing Member, LLC	United States of America	251 Little Falls Drive, Wilmington, Delaware 19808, County of New Castle	Holding company	100%	100%
Cubico Palmetto Lessor Parent, LLC	United States of America	251 Little Falls Drive, Wilmington, Delaware 19808, County of New Castle	Trading Company	90%	90%
Palmetto Plains Solar Project, LLC	United States of America	251 Little Falls Drive, Wilmington, Delaware 19808, County of New Castle	Trading Company	90%	90%
Cubico Palmetto Lessee, LLC	United States of America	251 Little Falls Drive, Wilmington, Delaware 19808, County of New Castle	Trading Company	1%	1%
Cubico Huntley Holdings, LLC	United States of America	251 Little Falls Drive, Wilmington, Delaware 19808, County of New Castle	Holding company	100%	100%
Cubico Huntley Managing Member, LLC	United States of America	251 Little Falls Drive, Wilmington, Delaware 19808, County of New Castle	Holding company	100%	100%
Cubico Huntley Lessor Parent, LLC	United States of America	251 Little Falls Drive, Wilmington, Delaware 19808, County of New Castle	Trading Company	90%	90%
Cubico Huntley Lessee, LLC	United States of America	251 Little Falls Drive, Wilmington, Delaware 19808, County of New Castle	Trading Company	1%	1%
Huntley Solar, LLC	United States of America	251 Little Falls Drive, Wilmington, Delaware 19808, County of New Castle	Trading Company	90%	90%
Cubico Wagyu Holdings, LLC	United States of America	251 Little Falls Drive, Wilmington, Delaware 19808, County of New Castle	Holding company	100%	100%

Cubico Sustainable Investments Holdings 2, LP

Cubico Wagyu Managing Member, LLC	United States of America	251 Little Falls Drive, Wilmington, Delaware 19808, County of New Castle	Holding company	100%	100%
Cubico Wagyu Lessor Parent, LLC	United States of America	251 Little Falls Drive, Wilmington, Delaware 19808, County of New Castle	Trading Company	90%	90%
Cubico Wagyu Lessee, LLC	United States of America	251 Little Falls Drive, Wilmington, Delaware 19808, County of New Castle	Trading Company	1%	1%
Wagyu Solar, LLC	United States of America	251 Little Falls Drive, Wilmington, Delaware 19808, County of New Castle	Trading Company	90%	90%
Cubico USA Solar Holdings II, LLC*	United States of America	251 Little Falls Drive, Wilmington, Delaware 19808, County of New Castle	Holding company	100%	100%
Cubico Crooked Run Managing Member, LLC	United States of America	251 Little Falls Drive, Wilmington, Delaware 19808, County of New Castle	Holding company	100%	100%
Cubico Crooked Run Lessor Parent, LLC	United States of America	251 Little Falls Drive, Wilmington, Delaware 19808, County of New Castle	Trading Company	90%	90%
Cubico Crooked Run Holdings, LLC	United States of America	251 Little Falls Drive, Wilmington, Delaware 19808, County of New Castle	Holding company	90%	90%
Cubico Crooked Run Lessee, LLC	United States of America	251 Little Falls Drive, Wilmington, Delaware 19808, County of New Castle	Trading Company	1%	1%
Crooked Run Solar, LLC	United States of America	251 Little Falls Drive, Wilmington, Delaware 19808, County of New Castle	Trading Company	90%	90%
Midlands Solar, LLC	United States of America	251 Little Falls Drive, Wilmington, Delaware 19808, County of New Castle	Trading Company	51%	51%
Midlands Lessor Parent, LLC	United States of America	251 Little Falls Drive, Wilmington, Delaware 19808, County of New Castle	Trading Company	51%	51%
Midlands Managing Member, LLC	United States of America	251 Little Falls Drive, Wilmington, Delaware 19808, County of New Castle	Holding company	100%	100%
Midlands Holdings, LLC	United States of America	251 Little Falls Drive, Wilmington, Delaware 19808, County of New Castle	Holding company	100%	100%
Midlands Lessee, LLC	United States of America	251 Little Falls Drive, Wilmington, Delaware 19808, County of New Castle	Trading Company	1%	1%

Cubico Sustainable Investments Holdings 2, LP

Cubico Buffalo Holdings I, LLC	United States of America	251 Little Falls Drive, Wilmington, Delaware 19808, County of New Castle	Holding company	100%	100%
Crossett Solar Energy, LLC	United States of America	251 Little Falls Drive, Wilmington, Delaware 19808, County of New Castle	Trading Company	100%	100%
Delta's Edge Solar, LLC	United States of America	251 Little Falls Drive, Wilmington, Delaware 19808, County of New Castle	Trading Company	100%	100%
Cubico USA Wind Holdings I, LLC*	United States of America	251 Little Falls Drive, Wilmington, Delaware 19808, County of New Castle	Holding company	100%	100%
Cubico Wind Wall Managing Member, LLC	United States of America	251 Little Falls Drive, Wilmington, Delaware 19808, County of New Castle	Holding company	100%	100%
Cubico Wind Wall Holdings, LLC	United States of America	251 Little Falls Drive, Wilmington, Delaware 19808, County of New Castle	Holding company	100%	100%
Cubico USA Solar Holdings III, LLC*	United States of America	1209 Orange Street, Corporation Trust Center, Wilmington, Delaware 19801	Holding company	100%	-
Cubico USA Managing Member Solar III, LLC	United States of America	1209 Orange Street, Corporation Trust Center, Wilmington, Delaware 19801	Holding company	100%	-
Cubico USA Solar III, LLC	United States of America	1209 Orange Street, Corporation Trust Center, Wilmington, Delaware 19801	Holding company	100%	-
Cubico Buffalo Holdings, LLC	United States of America	1209 Orange Street, Corporation Trust Center, Wilmington, Delaware 19801	Holding company	100%	-
Crossett Holdings, LLC	United States of America	1209 Orange Street, Corporation Trust Center, Wilmington, Delaware 19801	Holding company	100%	-
Delta's Edge Holdings, LLC	United States of America	1209 Orange Street, Corporation Trust Center, Wilmington, Delaware 19801	Holding company	100%	-
Delta's Edge Finance, LLC	United States of America	1209 Orange Street, Corporation Trust Center, Wilmington, Delaware 19801	Trading Company	100%	-
Wind Wall I, LLC	United States of America	112 North Curry Street, Carson City, NV 89703	Trading Company	100%	-
Sagebrush Partnership 17, LLC	United States of America	2710 Gateway Oaks Drive, Suite 150N, Sacramento CA 95833-3505	Trading Company	100%	-
Sagebrush Partnership 18, LLC	United States of America	2710 Gateway Oaks Drive, Suite 150N, Sacramento CA 95833-3505	Trading Company	100%	-
Longbow Solar, LLC	United States of America	251 Little Falls Drive, Wilmington, Delaware 19808, County of New Castle	Trading Company	-	100%