

AP01

Appointment of director



Go online to file this information
www.gov.uk/companieshouse

What this form is for
You may use this form to appoint an individual as a director.

What this form is NOT for
You cannot use this form to appoint a corporate director. To do this please use form AP02 'Appointment of corporate director'.

SATURDAY



A63EWWW9S
A27 01/04/2017 #365
COMPANIES HOUSE

1 Company details

Company number	1	0	5	7	8	7	2	2
Company name in full	DRT Hire Limited							

Filing in this form
Please complete in typescript or in bold black capitals.

All fields are mandatory unless specified or indicated by *

2 Date of director's appointment

Date of appointment	d	d	m	m	y	y	y	y
	3	0	0	3	2	0	1	7

3 New director's details

Title*	Mr							
Full forename(s)	Glenn Kenneth							
Surname	Woodall							
Former name(s) ¹								
Country/State of residence ²	England							
Nationality	British							
Month/year of birth ³	X	X	m	m	y	y	y	y
			0	9	1	9	7	1
Business occupation (if any) ⁴	Company Director							

1 Former name(s)
Please provide any previous names (including maiden or married names) which have been used for business purposes in the last 20 years.
Continue in section 7 if required.

2 Country/State of residence
This is in respect of your usual residential address as stated in section 4a.

3 Month and year of birth
Please provide month and year only. Provide full date of birth in section 3a.

4 Business occupation
If you have a business occupation, please enter here. If you do not, please leave blank.

4 New director's service address ⁵

Please complete your service address below. You must also complete your usual residential address in **section 4a**.

Building name/number	The Companys Registered Office							
Street								
Post town								
County/Region								
Postcode								
Country								

5 Service address
This is the address that will appear on the public record. This does not have to be your usual residential address.

Please state 'The Company's Registered Office' if your service address is recorded in the company's register of directors as the company's registered office.

If you provide your residential address here it will appear on the public record.

AP01
Appointment of director

5

Consent to act as director

Please tick the box to confirm consent.

The company confirms that the person named in section 3 has consented to act as a director of the company named in section 1.

6

Signature

I am signing this form on behalf of the company.

Signature

Signature

X



X

This form may be signed and authorised by:

Director ¹, Secretary, Person authorised ², Administrator, Administrative Receiver, Receiver, Receiver manager, Charity commission receiver and manager, CIC manager, Judicial factor.

¹ Societas Europaea

If the form is being filed on behalf of a Societas Europaea (SE) please delete 'director' and insert details of which organ of the SE the person signing has membership.

² Person authorised

Under either section 270 or 274 of the Companies Act 2006.

7

Additional former names (continued from section 3)


Former names ³

³ Additional former names


Use this space to enter any additional names.

AP01

Appointment of director


 Presenter information
You do not have to give any contact information, but if you do it will help Companies House if there is a query on the form. The contact information you give will be visible to searchers of the public record.


Contact name	Andrew Tarbutt
Company name	Gosschalks Solicitors
Address	Queens Gardens
	Hull
Post town	
County/Region	East Yorkshire
Postcode	H U 1 3 D Z
Country	England
DX	DX 11902 Hull
Telephone	01482 324252

 Checklist
We may return forms completed incorrectly or with information missing.

Please make sure you have remembered the following:

- The company name and number match the information held on the public Register.
- You have completed the date of appointment.
- You have included all former names used for business purposes over the last 20 years.
- You have completed the nationality box.
- You have provided the month and year of birth in section 3.
- You have provided a business occupation if you have one.
- You have provided your full date of birth in section 3a.
- You have provided both the service address and the usual residential address.
- Addresses must be a physical location. They cannot be a PO Box number (unless part of a full service address), DX or LP (Legal Post in Scotland) number.
- You have enclosed a relevant section 243 application if applying for this at the same time as completing this form.
- You have ticked the consent to act statement.
- You have signed the form.

 Important information
Please note that all information on this form will appear on the public record, apart from information relating to usual residential addresses and day of birth.

 Where to send
You may return this form to any Companies House address, however for expediency we advise you to return it to the appropriate address below:
For companies registered in England and Wales: The Registrar of Companies, Companies House, Crown Way, Cardiff, Wales, CF14 3UZ. DX 33050 Cardiff.
For companies registered in Scotland: The Registrar of Companies, Companies House, Fourth floor, Edinburgh Quay 2, 139 Fountainbridge, Edinburgh, Scotland, EH3 9FF. DX ED235 Edinburgh 1 or LP - 4 Edinburgh 2 (Legal Post).
For companies registered in Northern Ireland: The Registrar of Companies, Companies House, Second Floor, The Linenhall, 32-38 Linenhall Street, Belfast, Northern Ireland, BT2 8BG. DX 481 N.R. Belfast 1.
Section 243 exemption If you are applying for, or have been granted, a section 243 exemption, please post this whole form to the different postal address below: The Registrar of Companies, PO Box 4082, Cardiff, CF14 3WE.

 Further information
For further information please see the guidance notes on the website at www.gov.uk/companieshouse or email enquiries@companieshouse.gov.uk
This form is available in an alternative format. Please visit the forms page on the website at www.gov.uk/companieshouse